



## CATALOGO PARTI DI RICAMBIO

## SPARE PARTS CATALOG

MOTORI MARINI – MARINE ENGINES

- *ATM 70 – AM 45 – AM 25 (1366 c.c.)* -

**Rif. Cat. 1.366-1**




13  
03  
31  
07

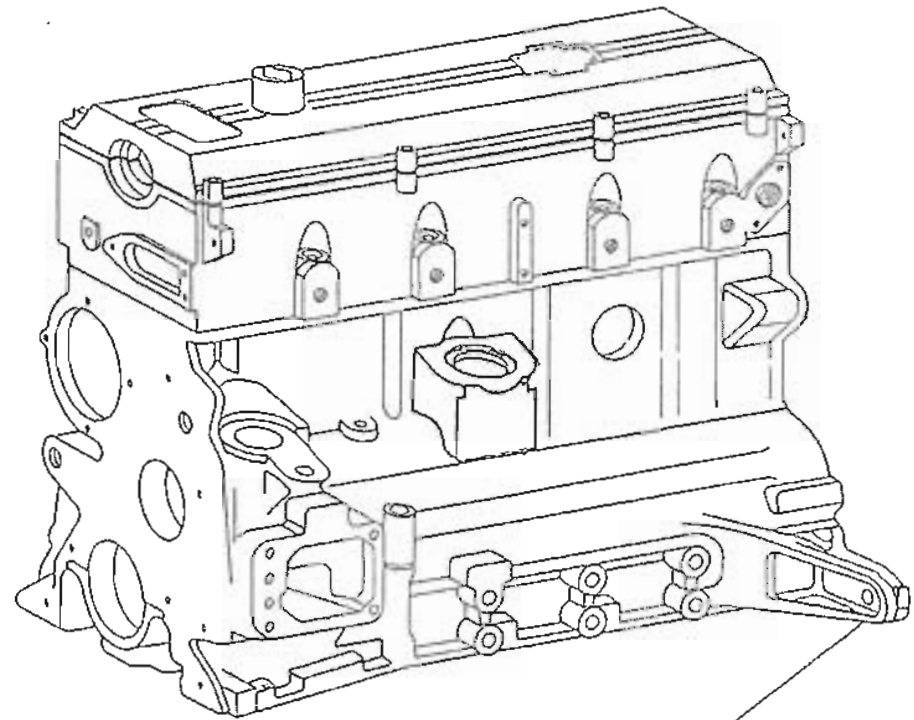
A 000-2

02-2003

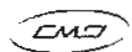
N°	Articolo	Q.tà	Denominazione	Designation	Benennung	Description	Denominacion
1	1.900.001.1	1	Motore alleggerito	Moteur dépouillé	Leichtenmotor	Short engine	Motor sin culata y
2	1.501.005.1	1	Basamento motore	Bati moteur	Kurbelgehäuse	Crankcase	Bloque de cilindros



2



1



**GD 178**

AM 25 E	13
AM 45 E	03
AM 45	31
ATM 70	07

**MOTEUR**  
**MOTOR**

**MOTORE**

**ENGINE**  
**MOTOR**

**A 000-2**

**1**

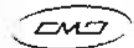
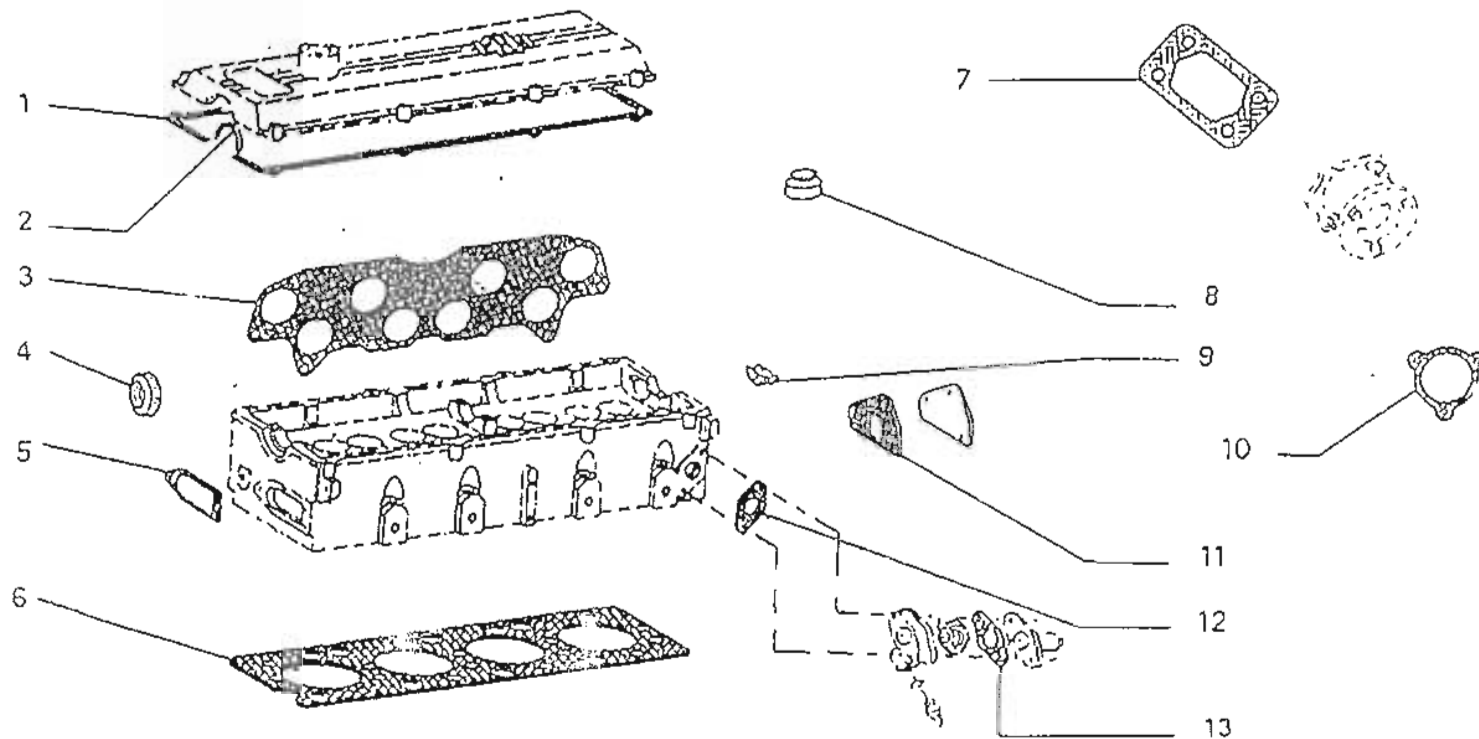
**02-2003**

13  
03  
31  
07

A 021

07-2002

N°	Articolo	Q.tà	Denominazione	Designation	Benennung	Description	Denominacion
1	3.021.023.1	1	Guarnizione	Joint	Dichtung	Gasket	Junta
2	3.021.027.1	1	Testa cilindri premontata	Culasse	Zylinderkopf	Cylinder head	Culata
3	3.021.009.1	1	Guarnizione	Joint	Dichtung	Gasket	Junta
4	4.128.009.1	1	Anello di tenuta	Joint d'etancheite	Dichtring	Seal	Junta hermetica
5	3.021.014.1	1	Guarnizione	Joint	Dichtung	Gasket	Junta
6	3.051.007.1	1	Guarnizione (2 tacca)	Joint	Dichtung	Gasket (2 Groove)	Junta
7	3.021.016.1	1	Guarnizione inox	Joint inox	Inox dichtung	Inox gasket	Junta inox
8	4.128.001.1	8	Anello di gomma	Bague	Ring	Ring	Guarnicion
9	3.021.006.1	1	Guarnizione	Joint	Dichtung	Gasket	Junta
10	3.021.005.1	1	Guarnizione inox	Joint inox	Inox dichtung	Inox gasket	Junta inox
11	3.021.021.1	1	Guarnizione	Joint	Dichtung	Gasket	Junta
12	3.021.029.1	1	Guarnizione termostato	Joint	Dichtung	Gasket	Junta
13	3.021.015.1	1	Guarnizione	Joint	Dichtung	Gasket	Junta
14	3.900.002.1	1	Kit guarniz. testata	Kit Joint Culasse	Dichtung	<b>Kit</b> Gasket Cylinder Head	Juego dev Cinguenal



**GD 178**

AM 25 E	13
AM 45 E	03
AM 45	31
ATM 70	07

**GUARNIZIONI TESTATA**

**POCHETTE DE CULASSE  
ZYLINDERKOPE-SATZ**

**HEAD SET  
JUEGO DE CULATA**

**A 021**


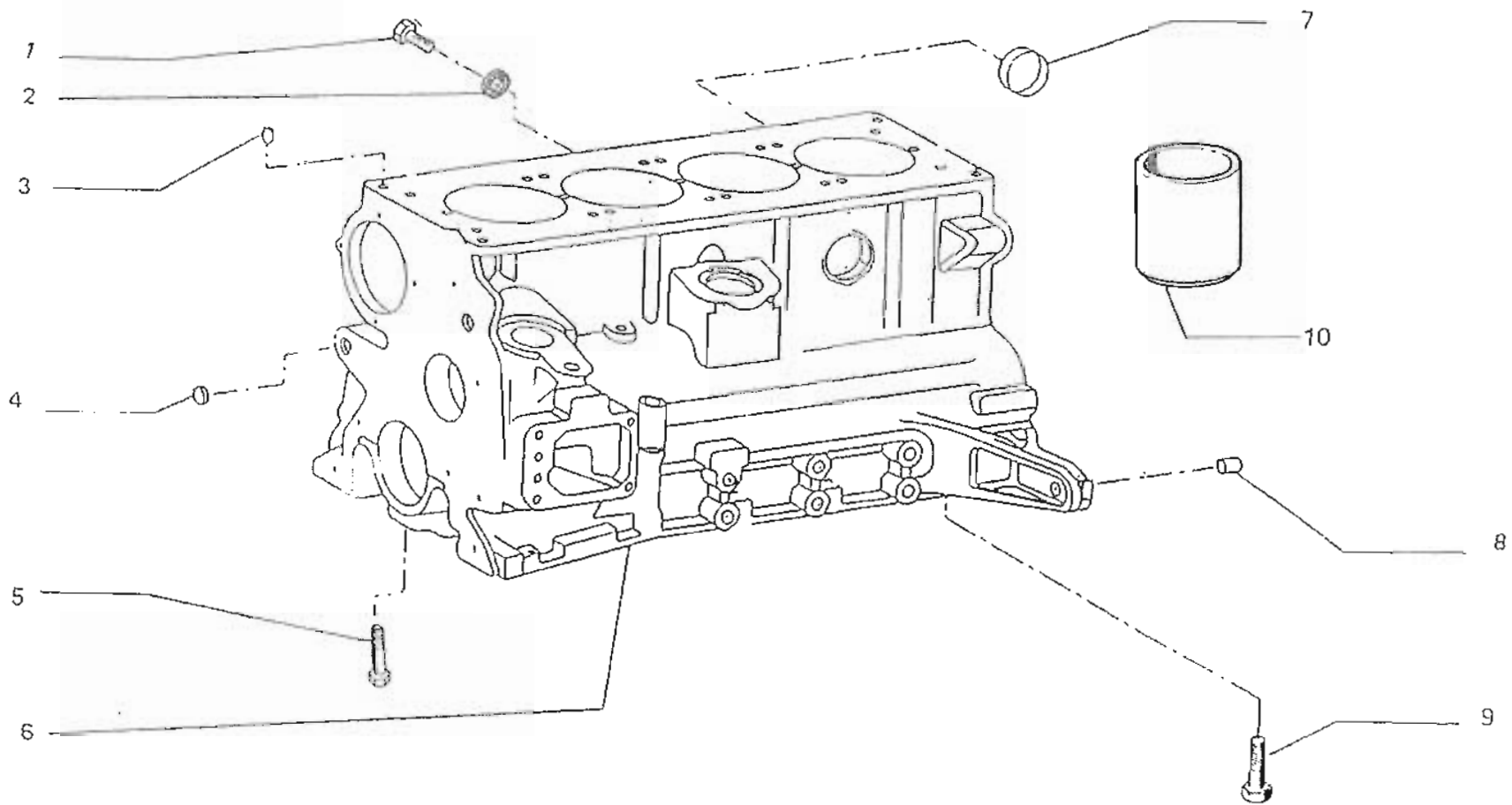
<b>1</b>	<b>07-2002</b>
----------	----------------

13  
03  
31

A 040-2

07-2001

N°	Articolo	Q.tà	Denominazione	Designation	Benennung	Description	Denominacion
1	4.116.201.1	1	Vite	Vis	Schraube	Screw	Tornillo
2	4.124.201.1	1	Rosetta in rame	Rondelle	Scheibe	Washer	Arandela
3	3.112.004.1	2	Grano	Ergot	Passtift	Dowel	Piton
4	4.119.002.1	3	Tappo	Bouchon	Stopfen	Plug	Tapon
5	3.116.302.1	1	Vite	Vis	Schraube	Screw	Tornillo
6	1.001.005.1	1	Basamento motore	Bati moteur	Kurbelgehäuse	Crankcase	Bloque de cilindros
7	3.119.001.1	5	Tappo	Bouchon	Stopfen	Plug	Tapon
8	3.126.002.1	2	Grano	Ergot	Passtift	Dowel	Piton
9	3.116.401.1	9	Vite	Vis	Schraube	Screw	Tornillo
10	5.053.001.1	4	Camicia + 0.04	Chemise	Zylinderlauf zum	Cyl/ liner	Camisa para encamisato



**GD 178**

AM 25 E  
AM 45 E  
AM 45

13  
03  
31

**BASAMENTO**

**BATI MOTEUR  
KURBELGEHAUSE**

**CRANKCASE**

**BLOQUE DE CILINDROS**

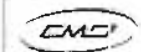
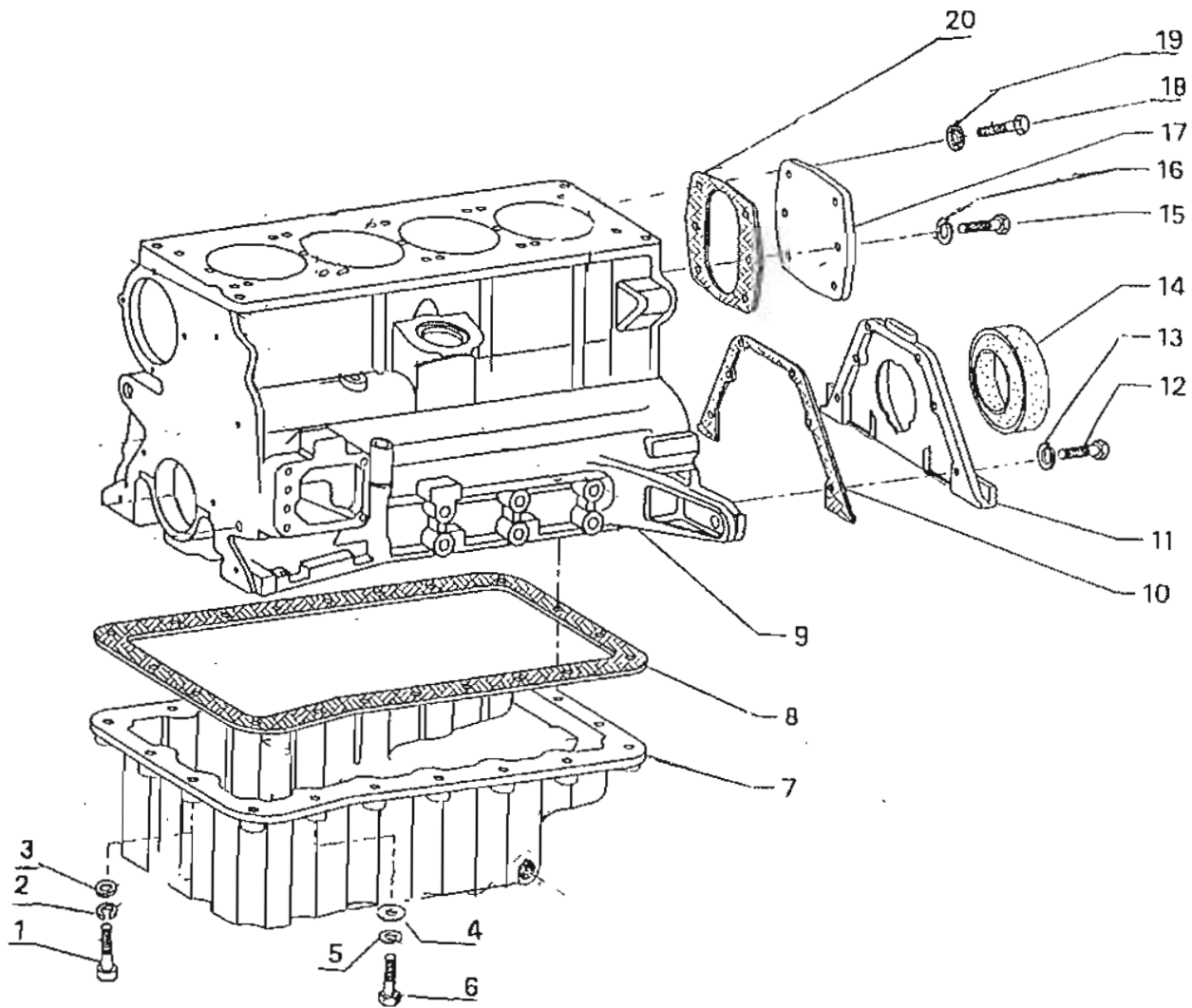
**A 040-2**

**1**

**01-2000**



N°	Articolo	Q.tà	Denominazione	Designation	Benennung	Description	Denominacion
1	4.116.116.1	1	Vite	Vis	Schraube	Screw	Tornillo
2	4.123.101.1	1	Rosetta di sicurezza	Rondelle frein	Sicherungsring	Lockwasher	Arandela de freno
3	4.122.101.1	1	Rosetta piana	Rondelle	Scheibe	Washer	Arandela
4	4.122.101.1	17	Rosetta piana	Rondelle	Scheibe	Washer	Arandela
5	4.123.101.1	17	Rosetta di sicurezza	Rondelle frein	Sicherungsring	Lockwasher	Arandela de freno
6	4.116.109.1	17	Vite	Vis	Schraube	Screw	Tornillo
7	3.013.007.1	1	Coppa	Carter	Wanne	Sump	Carter
8	3.021.070.1	1	Guarnizione per coppa	Joint	Dichtung	Gasket	Junta
9	1.001.005.1	1	Basamento motore	Bati moteur	Kurbelgehäuse	Crankcase	Bloque de cilindros
10	3.021.012.1	1	Guarnizione	Joint	Dichtung	Gasket	Junta
11	3.004.003.1	1	Coperchio post. bas.	Couvercle	Deckel	Cover	Tapa
12	4.116.102.1	6	Vite	Vis	Schraube	Screw	Tornillo
13	4.123.101.1	6	Rosetta di sicurezza	Rondelle frein	Sicherungsring	Lockwasher	Arandela de freno
14	4.128.012.1	1	Anello di tenuta	Joint d'etancheite	Dichtring	Seal	Junta hermetica
15	4.116.102.1	4	Vite	Vis	Schraube	Screw	Tornillo
16	4.123.101.1	4	Rosetta di sicurezza	Rondelle frein	Sicherungsring	Lockwasher	Arandela de freno
17	3.004.008.1	1	Coperchio post. bas.	Couvercle	Deckel	Cover	Tapa
18	4.116.102.1		Vite	Vis	Schraube	Screw	Tornillo
19	4.124.101.1	2	Rosetta di tenuta	Joint	Dichtring	Gasket	Junta
20	3.021.012.1	1	Guarnizione	Joint	Dichtung	Gasket	Junta



**GD 178**

AM 45

31

## COPPA E COPERCHI BASAMENTO

**CARTER D' HUILE ET COUVERCLES DE  
OLWANNE UND DECKEL DES**

**OIL SUMP AND CRANKCASE COVERS  
CARTER DE ACEITE Y TAPAS DEL BLOQUE**

A 060-1

1

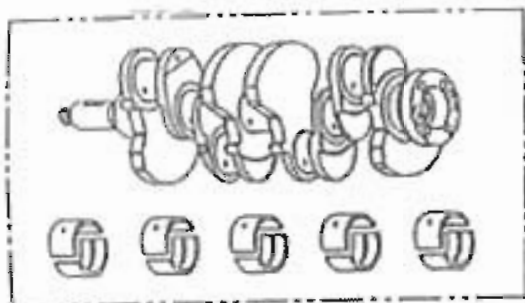
02-2003

13  
03  
31  
07

A 080

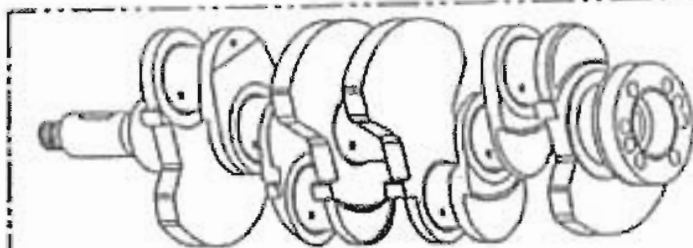
07-2001

N°	Articolo	Q.tà	Denominazione	Designation	Benennung	Description	Denominacion
1	3.050.005.1	2	Semicuscinetto STD	Demi-coussinet	Schalenhaelfte	Half-bearing	Semicojinete
2	3.050.006.1	8	Semicuscinetto STD	Demi-coussinet	Schalenhaelfte	Half-bearing	Semicojinete
3	3.027.007.1	2	Semianello	Demi-bague	Ringhaelfte	Bearing	Rodamiento
4	4.131.001.1	1	Cuscinetto	Roulement	Lager	Bearing	Rodamiento
5	4.119.001.1	4	Tappo	Bouchon	Stopfen	Plug	Tapon
6	4.125.002.1	1	Linguetta	Linguet	Scheibenfeder	Kei	Chaveta
7	3.003.001.1	1	Albero Motore	Vilebrequin	Kurbelwelle	Crankshaft	Cinquenal
8	3.900.020.1	8+2	Semicuscinetto STD	Demi-coussinet	Schalenhaelfte	Half-bearing	Semicojinete
9	3.900.021.1	8+2	Semicuscinetto Magg	Demi-coussinet	Schalenhaelfte	Half-bearing	Semicojinete
10	3.126.001.1	1	Grano	Ergot	Passtift	Dowel	Piton
11	3.027.008.1	2	Semianello	Demi-bague	Ringhaelfte	Bearing	Rodamiento



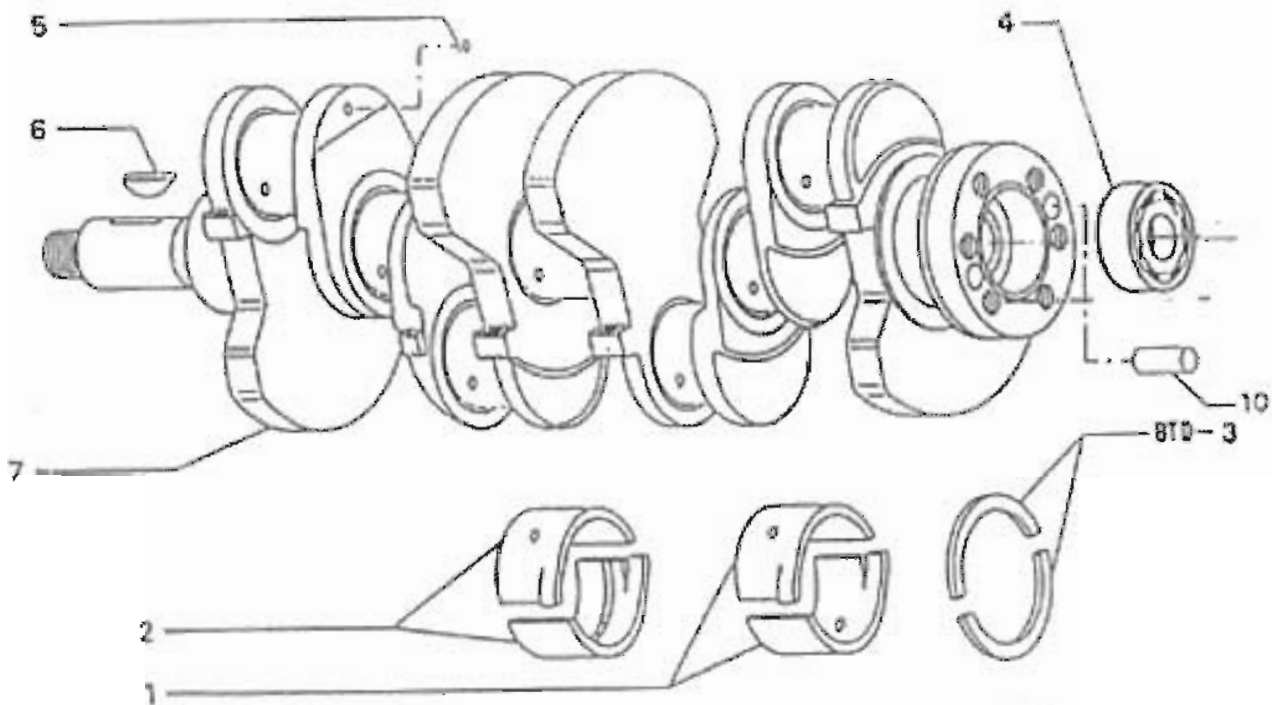
-0.000 = 8 BTD

-0.254 = 9



3 = 2.310 ÷ 2.360 BTD

11 = 2.437 ÷ 2.487



**GD 178**

AM 25 E	13
AM 45 E	03
AM 45	31
ATM 70	07

**ALBERO MOTORE**

**VILEBREQUIN  
KURBELWELLE**

**CRANKSHAFT  
CIGUENAL**

**A 080**

**1**

**07-2001**

13  
03  
31  
07

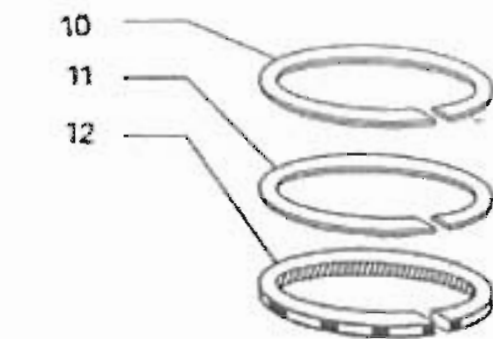
A 100

07-2001

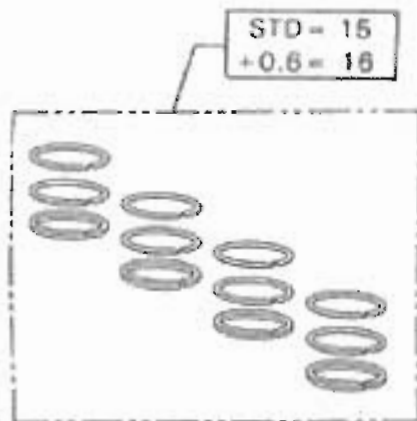
N°	Articolo	Q.tà	Denominazione	Designation	Benennung	Description	Denominacion
1	3.117.301.1	8	Dado	Ecrou	Mutter	Nut	Tuerca
2	3.116.301.1	8	Bullone per biella	Bulon	Pleuelschraube	Bolt	Tornillo
3	3.103.004.1	4	Boccola	Douille	Buechse	Bush	Casquillo
4	3.050.003.1	4	Stantuffo, classe	Piston, classe	Kobien, klasse	Piston, class...	Embolo, class...
5	3.133.003.1	8	Anello di sicurezza	Arretoir	Sicherungsring	Lokring	Anillo de Freno
6	3.050.004.1	4	Perno, classe	Axe, classe...	Bolzen, klasse....	Pin, classe.....	Bulon, clase....
7	1.005.001.1	4	Biella compl.	Bielle	Pleuel	Connecting rod	Biela
8	3.900.022.1	8	Semicuscinetto Magg	Demi-coussinet	Schalenhaelfte	Half-bearing	Semicojinete
9	3.900.023.1	8	Semicuscinetto Magg	Demi-coussinet	Schalenhaelfte	Half-bearing	Semicojinete
10	3.106.002.1	4	Anello stantuffo +0	Segment	Kolobenringe	Rings	Aros de embolo
11	3.106.003.1	4	Anello stantuffo +0	Segment	Kolobenringe	Rings	Aros de embolo
12	3.106.004.1	4	Anello raschia olio	Segment raclleur	Oleabstreif-	Slotted oilscraper	Aros de engrase
13	3.900.016.1	1	Corredo composto da	Pochette contenant	Ausruestung bestehend	Kit consisting of piston,	Equipo compuesto de
14	3.900.003.1	1	Corredo composto da	Pochette contenant	Ausruestung bestehend	Kit consisting of pistons	Equipo compuesto de
15	3.900.005.1	4x3	Corredo composto da	Pochette contenant	Ausruestung bestehend	Kit consisting of piston,	Equipo compuesto de
16	3.900.004.1	4x3	Corredo composto da	Pochette contenant	Ausruestung bestehend	Kit consisting of pistons	Equipo compuesto de
17	1.012.002.1	1	Stantuffo, classe	Piston, classe	Koblen, klasse	Piston, class...	Embolo, class...
18	3.900.006.1	1	Corredo 1+2	Pochette 1+2	Satz 1+2	Kit 1+2	Equipo 1+2



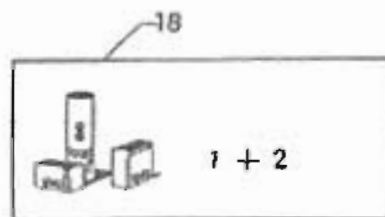
STD = 13  
+0.6 = 14



STD = 17



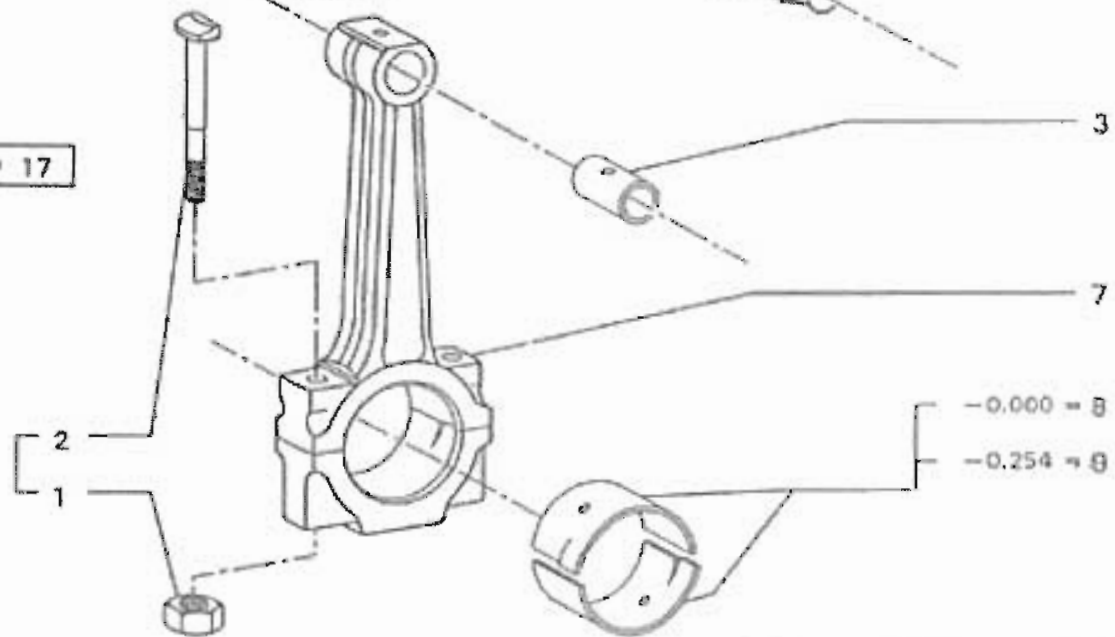
STD = 15  
+0.6 = 16



1 + 2



PARTICOLARI NON SERVITI  
COMPONENTS NOT SUPPLIED



-0.000 = 8  
-0.254 = 9



**GD 178**

AM 25 E 13  
AM 45 E 03  
AM 45 31  
ATM 70 07

## BIELLE E STANTUFFI

**BIELLES ET PISTONS  
PLEUELSTANGEN UND KOLBEN**

**CONNECTING RODS AND PISTONS  
BIELAS Y EMBOLOS**

**A 100**

**1**

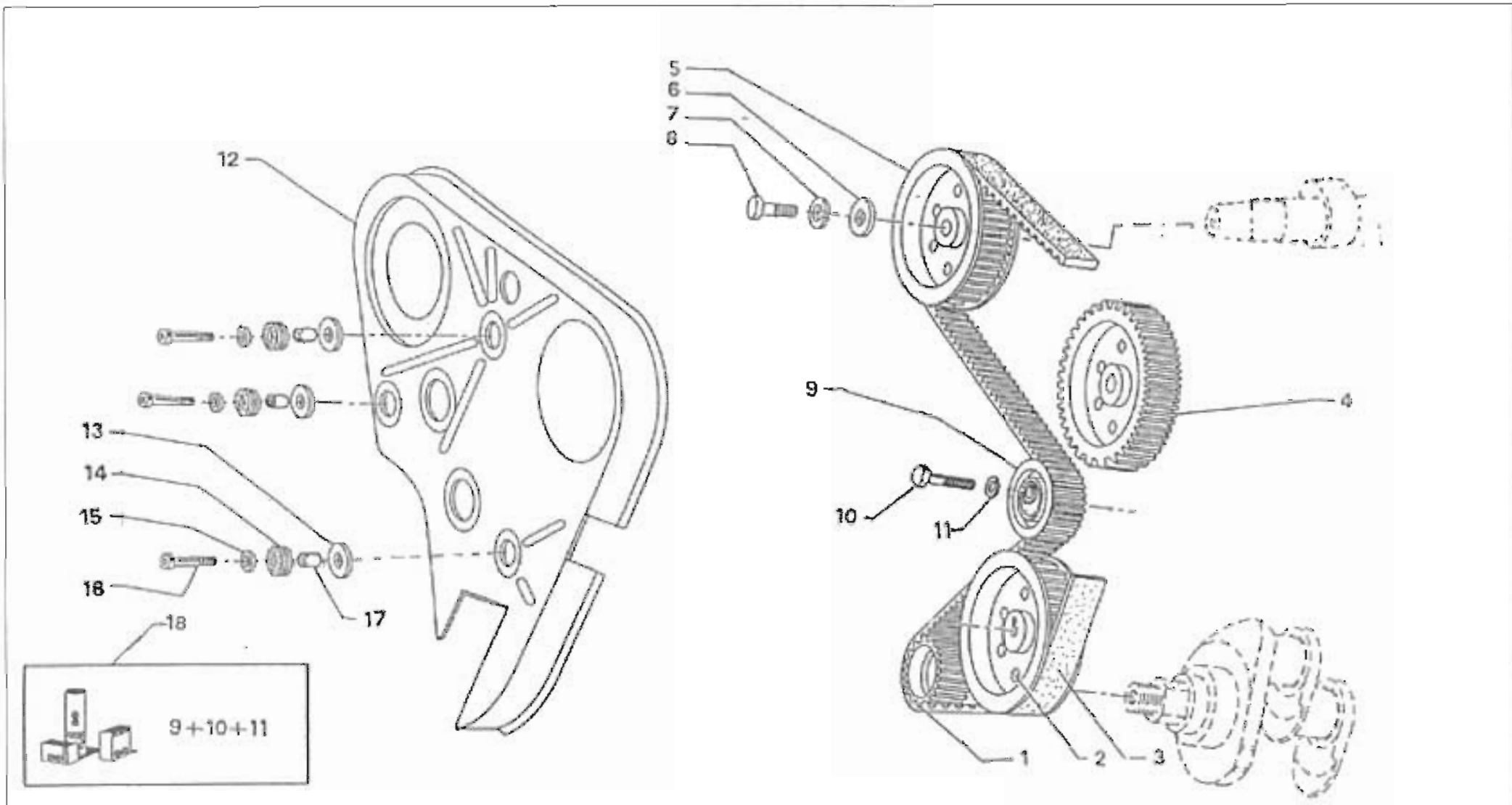
**07-2000**

13  
03  
31  
07

A 140

07-2001

N°	Articolo	Q.tà	Denominazione	Designation	Benennung	Description	Denominacion
1	3.018.006.1	1	Ingranaggio conduttore	Pignon conducteur	Treibendes zahnrad	Driving gear	Pinon conductor
2	3.018.011.1	1	Ingranag.condotto dist.	Pignon conduit	Angetriebenes	Driven gear	Pinon conducido
3	4.130.001.1	1	Cinghia	Courroie	Riemen	Belt	Correa
4	3.018.009.1	1	Ingranaggio condotto	Pignon conduit	Angetriebenes	Driving gear	Pinon conducido
5	3.018.010.1	1	Ingranag.condotto dist.	Pignon conduit	Angetriebenes	Driven gear	Pinon conducido
6	3.122.403.1	1	Rosetta	Rondelle	Scheibe	Washer	Arandela
7	4.123.403.1	1	Rosetta di sicurezza	Rondelle frein	Sicherungsring	Lockwasher	Arandela de freno
8	4.116.411.1	1	Vite	Vis	Schraube	Screw	Tornillo
9	2.600.002.1	1	Compl. tendi cinghia	Ensemble tender	Vollstandiger	Engine stretcher	Conjunto tensor de correa
10	3.116.308.1	1	Vite	Vis	Schraube	Screw	Tornillo
11	4.123.302.1	1	Rosetta di sicurezza	Rondelle frein	Sicherungsring	Lockwasher	Arandela de freno
12	3.004.001.1	1	Coperchio	Couvercle	Deckel	Cover	Tapa
13	3.122.201.1	3	Rosetta piana	Rondelle	Scheibe	Washer	Arandela
14	3.133.002.1	3	Anello di tenuta	Joint d'etancheite	Dichtring	Seal	Junta hermetica
15	3.122.201.1	3	Rosetta piana	Rondelle	Scheibe	Washer	Arandela
16	4.116.208.1	3	Vite brugola	Vis avec tete	Schraube	Socket head screw	Tornillo
17	3.103.006.1	3	Coperchio anteriore	Couvercle	Deckel	Cover	Tapa
18	3.900.015.1	1	Corredo 9+10+11	Pochette 9+10+11	Satz 9+10+11	Kit 9+10+11	Equipo 9+10+11



 <b>GD 178</b>		<b>COMANDO DISTRIBUZIONE</b>		<b>A 140</b>	
AM 25 E AM 45 E AM 45 ATM 70	13 03 31 07	<b>COMMANDE DE DISTRIBUTION</b> <b>STEUERUNGSANTRIEB</b>	<b>CAMSHAFT DRIVE</b> <b>PINONES DE LA DISTRIBUCION</b>	<b>1</b>	<b>07-2001</b>

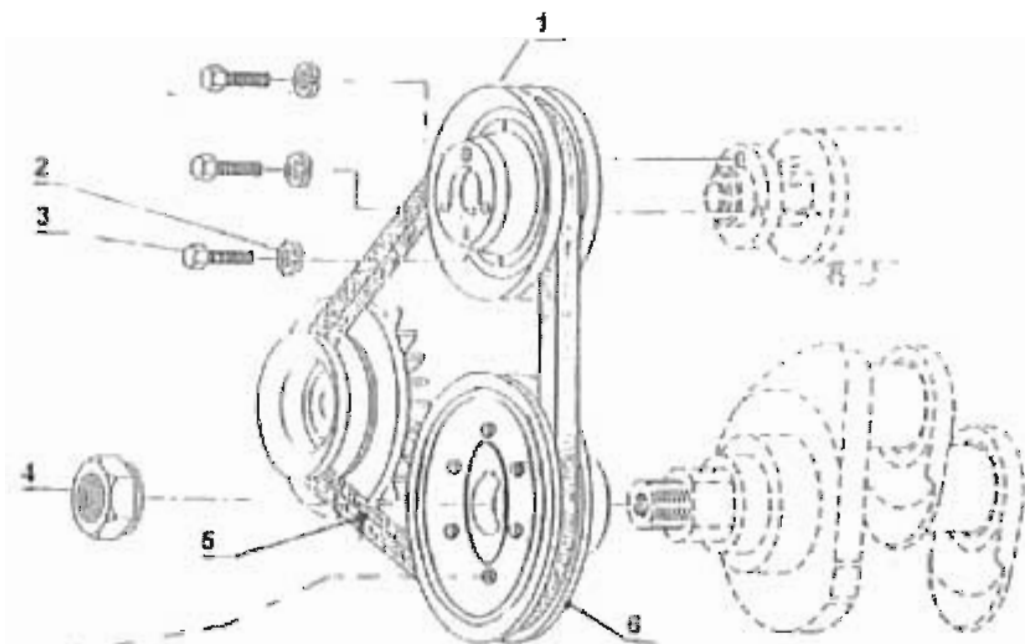
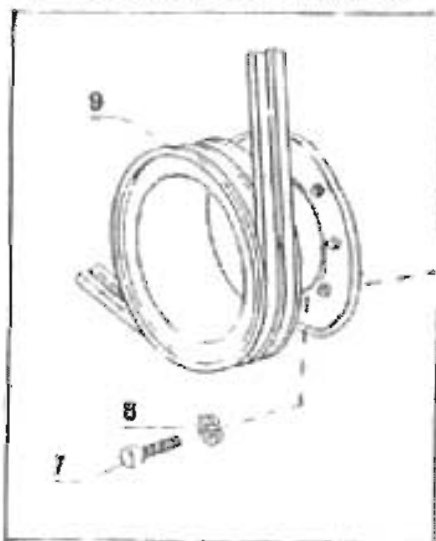
13  
03  
31  
07


A 160

07-2001

N°	Articolo	Q.tà	Denominazione	Designation	Benennung	Description	Denominacion
1	3.017.009.1	1	Puleggia pompa acqua	Poulie	Riemenscheibe	Pulley	Polea
2	4.123.203.1	3	Rosetta di sicurezza	Rondelle frein	Sicherungsring	Lockwasher	Arandela de freno
3	4.116.201.1	3	Vite	Vis	Schraube	Screw	Tornillo
4	3.117.501.1	1	Dado	Ecrou	Mutter	Nut	Tuerca
5	4.130.002.1	1	Cinghia	Courroie	Riemen	Belt	Correa
6	3.017.013.1	1	Puleggia conduttrice	Poulie entraineuse	Riemenscheibe	Driving pulley	Polea conductora
7	4.116.105.1	6	Vite	Vis	Schraube	Screw	Tornillo
8	4.123.102.1	6	Rosetta di sicurezza	Rondelle frein	Sicherungsring	Lockwasher	Arandela de freno
9	3.017.016.1	1	Puleggia conduttrice	Poulie entraineuse	Riemenscheibe	Driving pulley	Polea conductora

**ACCESSORI - OPTIONAL**



	<b>GD 178</b>
AM 25 E	13
AM 45 E	03
AM 45	31
ATM 70	07

**COMANDI VARI**

**COMMANDES DIVERSES  
VERSCHIEDENE ANTRIEBE**

**AUXILIARY DRIVES  
MANDOS VARIOS**

**A 160**

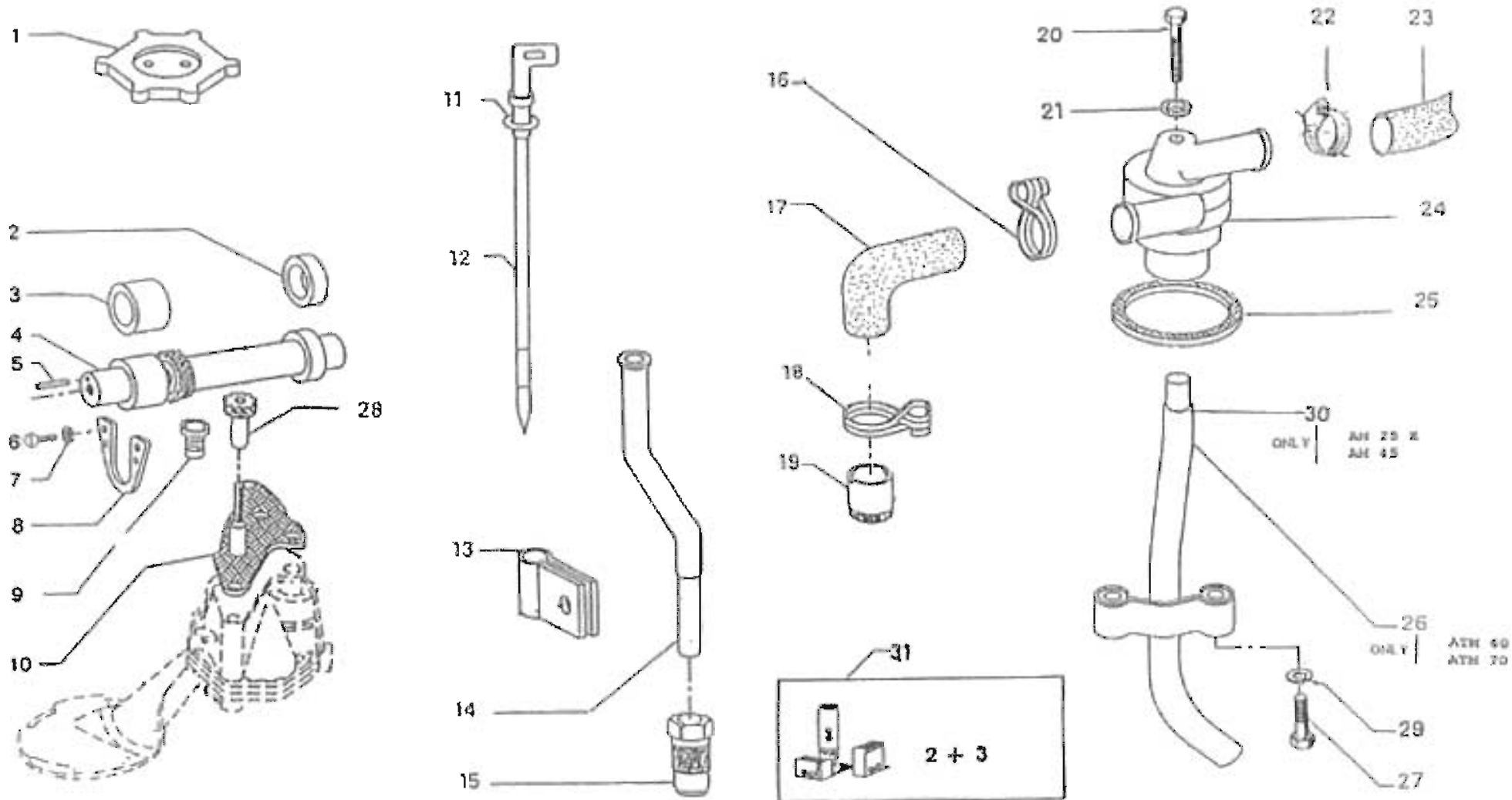
<b>1</b>	<b>02-2003</b>
----------	----------------

13  
03  
31  
07

A 180

07-2001

N°	Articolo	Q.tà	Denominazione	Designation	Benennung	Description	Denominacion
1	1.119.001.1	1	Tappo d'introduzione	Bouchon de remplissag	Schraubdeckel	Cap	Tapon de engrasse
2	3.103.005.1	1	Boccola	Douille	Buechse	Bush	Casquillo
3	3.103.003.1	1	Boccola	Douille	Buechse	Bush	Casquillo
4	3.104.003.1	1	Alberino				
5	3.126.004.1	1	Grano	Ergot	Passtift	Dowel	Piton
6	4.116.102.1	4	Vite	Vis	Schraube	Screw	Tornillo
7	4.123.101.1	4	Rosetta di sicurezza	Rondelle frein	Sicherungsring	Lockwasher	Arandela de freno
8	3.105.006.1	1	Piastra	Plaque	Platte	Plate	Placa
9	3.103.001.1	1	Boccola	Douille	Buechse	Bush	Casquillo
10	3.021.025.1	1	Guarnizione	Joint	Dichtung	Gasket	Junta
11	4.128.003.1	1	Anello di tenuta	Joint d'etancheite	Dichtring	Seal	Junta hermetica
12	1.026.001.1	1	Tubo astina olio	Tuyau	Rohr	Pipe	Tubo
13	3.108.001.1	1	Morsetto	Collier	Klemme	Clamp	Collar
14	3.023.002.1	1	Tubo astina olio	Tuyau	Rohr	Pipe	Tubo
15	3.120.608.1	1	Raccordo	Raccordo	Stutzen	Connection	Racor
16	4.106.201.1	1	Collare	Collier	Schelle	Collar	Collar
17	3.025.002.1	1	Manicotto	Manchon	Muffe	Sleeve	Manguito
18	4.106.202.1	1	Collare	Collier	Schelle	Collar	Collar
19	3.120.623.1	1	Raccordo	Raccordo	Stutzen	Connection	Racor
20	4.116.214.1	1	Vite	Vis	Schraube	Screw	Tornillo
21	4.124.201.1	1	Rosetta in rame	Rondelle	Scheibe	Washer	Arandela
22	4.106.003.1	1	Collare inox	Collier inox	Inox schelle	Inox collar	Collar inox
23	3.024.004.1	1	Tubo flessibile	Tuyau flexible	Schlauch	Hose	Manga flexible
24	3.113.003.1	1	Corpo	Corps	Gehause	Body	Cuerpo
25	3.021.004.1	1	Guarnizione	Joint	Dichtung	Gasket	Junta



<b>CMO GD 178</b>	
AM 25 E	13
AM 45 E	03
AM 45	31
ATM 70	07

## LUBRIFICAZIONE

**GRAISSAGE  
SCHMIERUNG**

**LUBRICATION SYSTEM  
SISTEMA DE ENGRASE**

## A 180

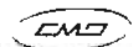
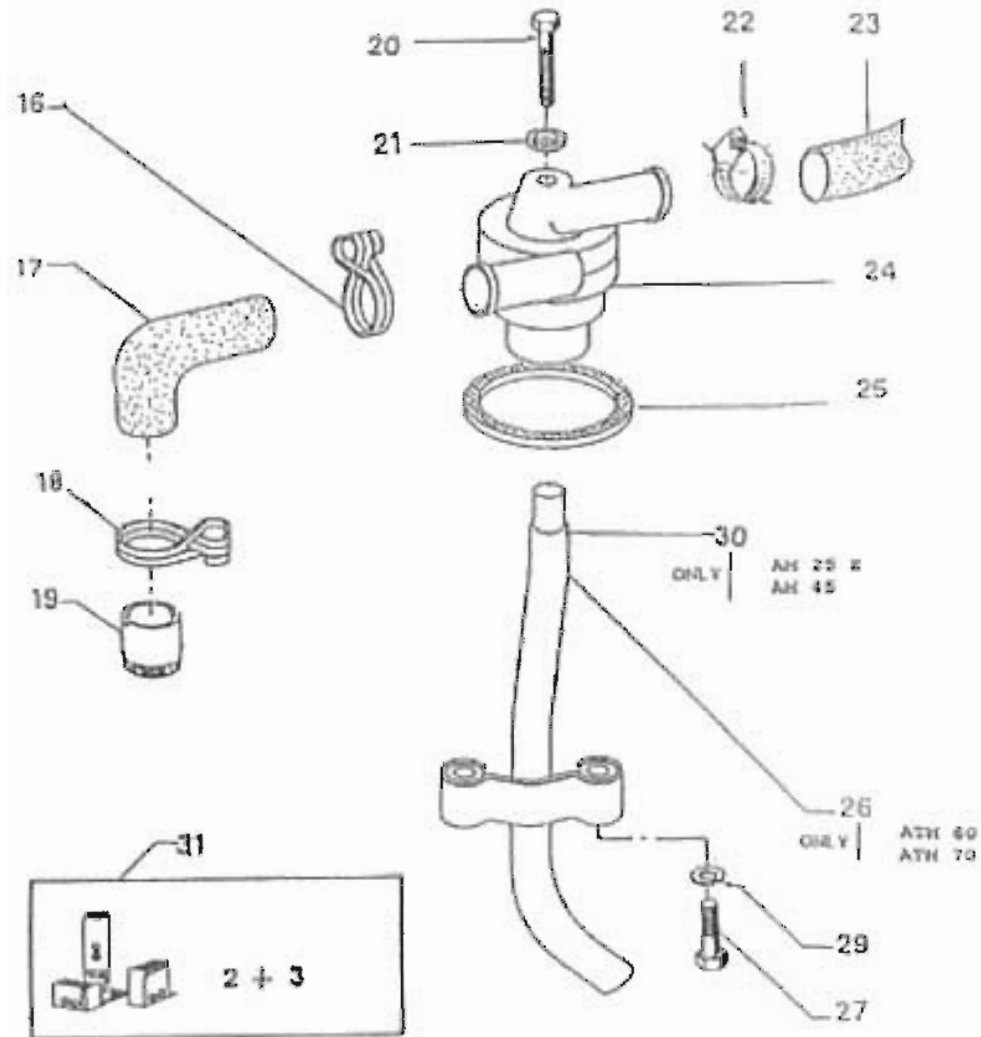
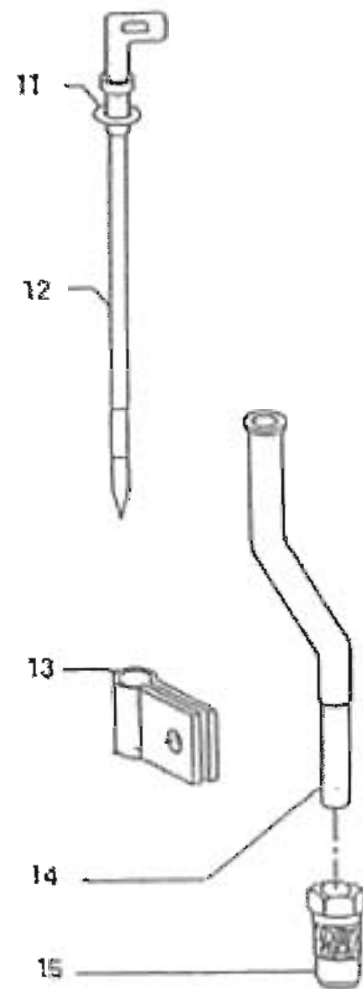
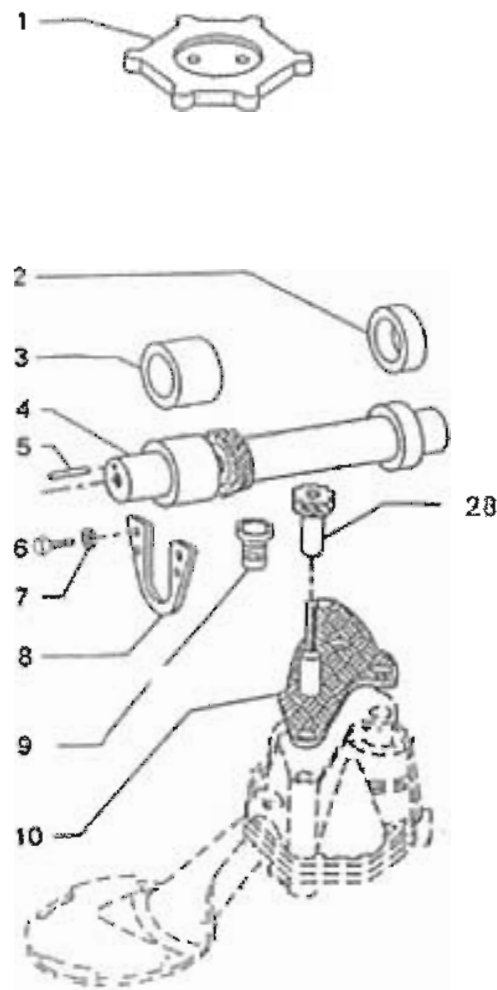
**1/2**

**07-2001**

13  
03  
31  
07**A 180**

07-2001

N°	Articolo	Q.tà	Denominazione	Designation	Benennung	Description	Denominacion
26	1.023.014.1	1	Tubo	Tuyau	Rohr	Pipe	Tubo
27	4.116.107.1	2	Vite	Vis	Schraube	Screw	Tornillo
28	3.018.012.1	1	Ingranaggio condotto	Pignon conduit	Angetriebenes	Driving gear	Pinon conducido
29	4.123.102.1	2	Rosetta di sicurezza	Rondelle frein	Sicherungsring	Lockwasher	Arandela de freno
30	1.023.014.1	1	Tubo	Tuyau	Rohr	Pipe	Tubo
31	3.900.007.1	1	Corredo bronzine di banco Kit Demi-coussinet		Kit-Schalenaelfte	Kit Half-bearing	Kit Semicolnete



**GD 178**

AM 25 E	13
AM 45 E	03
AM 45	31
ATH 70	07

## LUBRIFICAZIONE

**GRAISSAGE  
SCHMIERUNG**

**LUBRICATION SYSTEM  
SISTEMA DE ENGRASE**

**A 180**

**1/2**

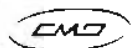
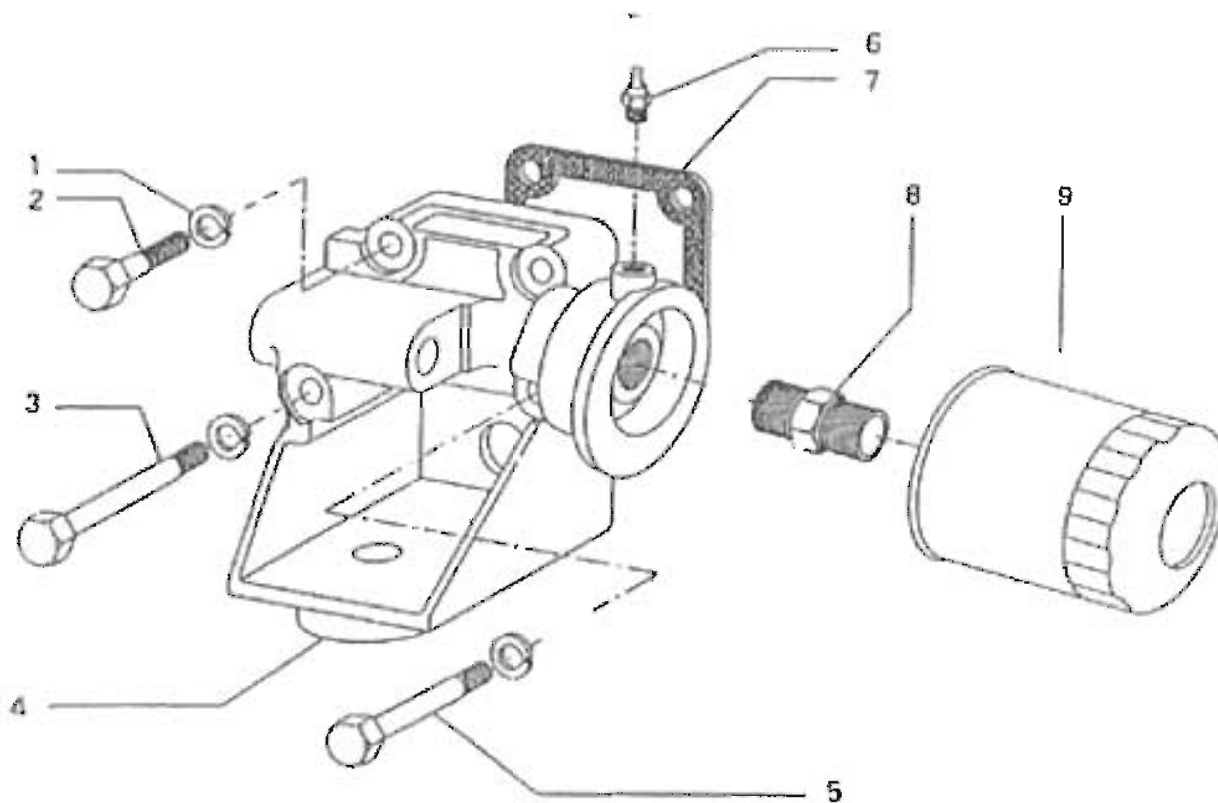
**07-2001**

13  
03  
31

A 182

07-2001

N°	Articolo	Q.tà	Denominazione	Designation	Benennung	Description	Denominacion
1	4.123.302.1	4	Rosetta di sicurezza	Rondelle frein	Sicherungsring	Lockwasher	Arandela de freno
2	4.116.309.1	2	Vite	Vis	Schraube	Screw	Tornillo
3	4.116.312.1	1	Vite	Vis	Schraube	Screw	Tornillo
4	3.016.001.1	1	Supporto elastico	Support	Lager	Support	Soporte
5	4.116.311.1	1	Vite	Vis	Schraube	Screw	Tornillo
6	4.019.001.1	1	Termistore	Thermostato	Thermostat	Thermostat	Termistore
7	3.021.003.1	1	Guarnizione auto	Joint	Dichtung	Gasket	Junta
8	3.120.618.1	1	Raccordo	Raccordo	Stutzen	Connection	Racor
9	2.005.001.1	1	Filtro olio	Filtre	Filter	Oil filter	Filtro



**GD 178**

AM 25 E	13
AM 45 E	03
AM 45	31

## LUBRIFICAZIONE

**GRAISSAGE  
SCHMIERUNG**

**LUBRICATION SYSTEM  
SISTEMA DE ENGRASE**

A 182

**1**

**07-2001**

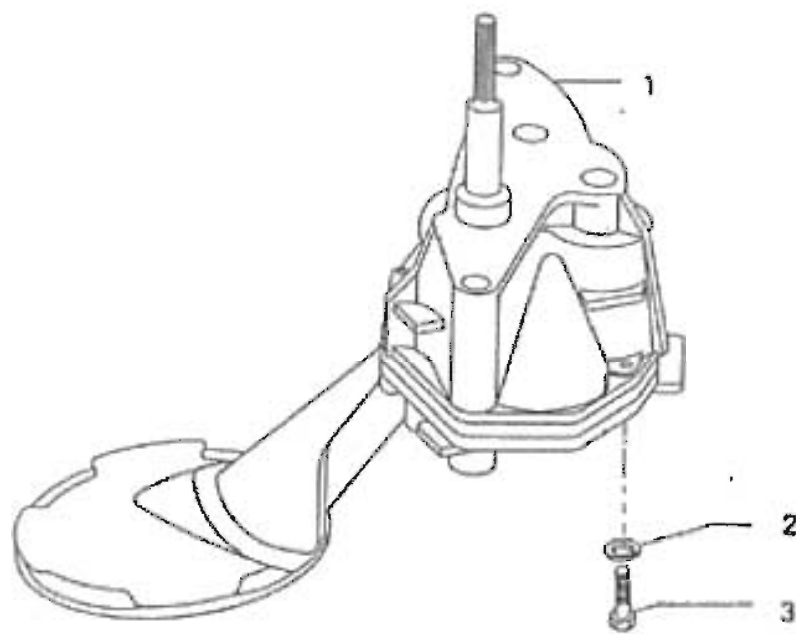


13  
03  
31

A 201

07-2001

N°	Articolo	Q.tà	Denominazione	Designation	Benennung	Description	Denominacion
1	1.006.002.1	1	Pompa olio ribassata	Pompe a' huile	Olpumpe	Oil pump	Bomba de aceite
2	4.123.203.1	2	Rosetta di sicurezza	Rondelle frein	Sicherungsring	Lockwasher	Arandela de freno
3	4.116.215.1	2	Vite	Vis	Schraube	Screw	Tornillo



**GD 178**

AM 25 E	13
AM 45 E	03
AM 45	31

**POMPA OLIO**

**POMPE A HUILE  
OLPUMPE**

**OIL PUMP  
BOMBA DE ACEITE**

**A 201**

**1**

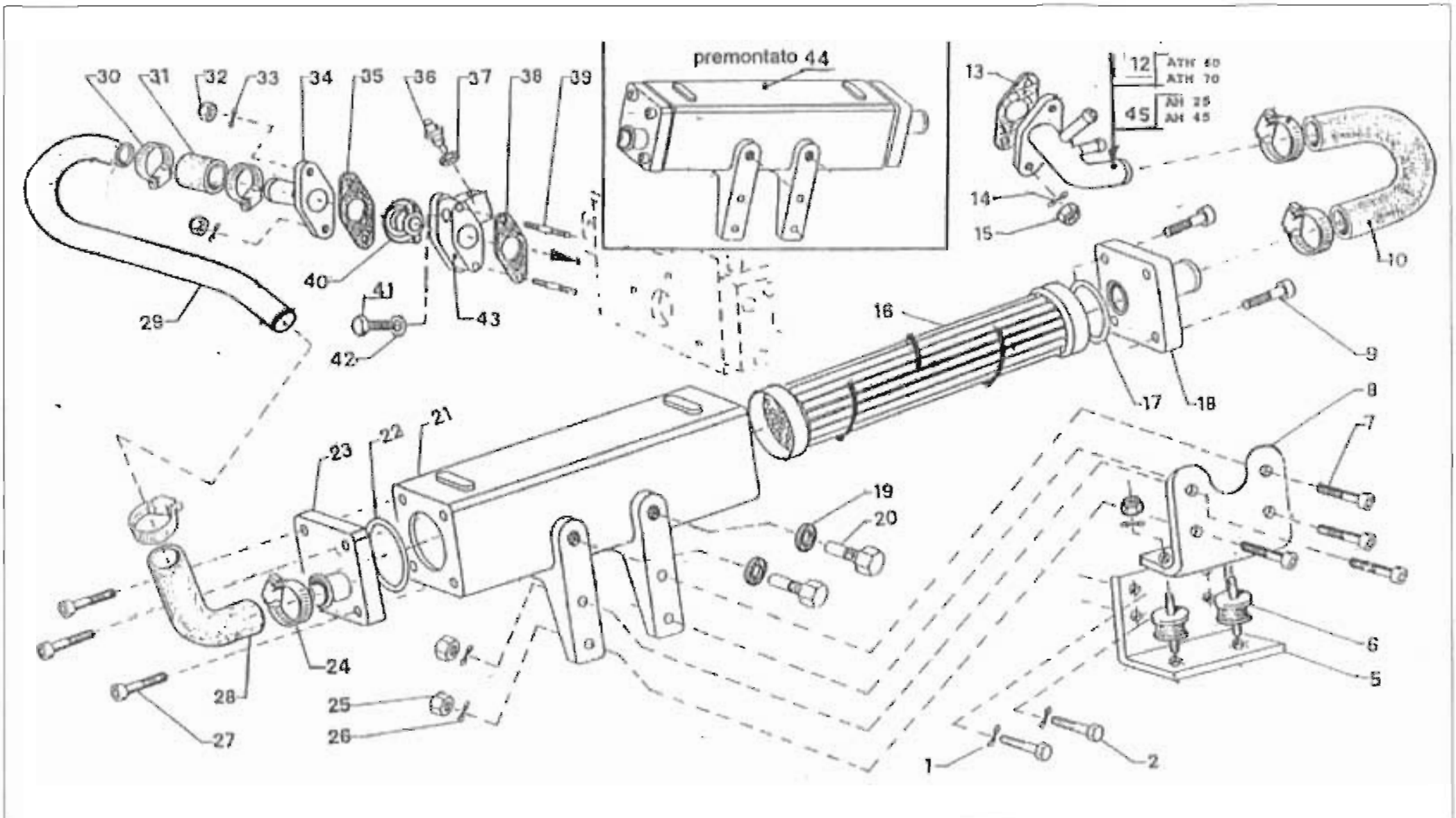
**07-2001**

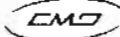
13  
03  
31  
07

A 261

07-2001

N°	Articolo	Q.tà	Denominazione	Designation	Benennung	Description	Denominacion
1	4.123.203.1	4	Rosetta di sicurezza	Rondelle frein	Sicherungsring	Lockwasher	Arandela de freno
2	4.116.203.1	4	Vite	Vis	Schraube	Screw	Tornillo
5	3.019.030.1	1	Supporto	Support	Lager	Support	Soporte
6	4.016.001.1	2	Supporto elastico	Support	Lager	Support	Soporte
7	4.116.208.1	4	Vite brugola	Vis avec tete	Schraube	Socket head screw	Tornillo
8	3.019.029.1	1	Supporto	Support	Lager	Support	Soporte
9	4.116.103.1	4	Vite brugola	Vis avec tete	Schraube	Socket head screw	Tornillo
10	3.025.010.1	1	Manicotto	Manchon	Muffe	Sleeve	Manguito
11	4.106.001.1	2	Collare inox	Collier inox	Inox schelle	Inox collar	Collar inox
12	1.120.006.1	1	Raccordo a 3 vie	Raccordo	Stutzen	Connection	Racor
13	3.021.017.1	1	Guarnizione	Joint	Dichtung	Gasket	Junta
14	4.123.203.1	2	Rosetta di sicurezza	Rondelle frein	Sicherungsring	Lockwasher	Arandela de freno
15	4.117.201.1	2	Dado	Ecrou	Mutter	Nut	Tuerca
16	3.070.005.1	1	Scambiatore	Echanger de chaleu	Warmeauswechsler	Heat exchanger	Interenfriador
17	4.128.006.1	1	Anello di gomma	Bague	Ring	Ring	Guarnicion
18	3.004.017.1	1	Coperchio	Couvercle	Deckel	Cover	Tapa
19	4.124.503.1	2	Rosetta di tenuta	Joint	Dichtring	Gasket	Junta
20	1.025.001.1	2	Anodo	Anode	Anode	Anode	Anodo
21	3.039.005.1	1	Corpo	Corps	Gehause	Body	Cuerpo
22	4.128.006.1	1	Anello di gomma	Bague	Ring	Ring	Guarnicion
23	3.004.017.1	1	Coperchio	Couvercle	Deckel	Cover	Tapa
24	4.106.001.1	2	Collare inox	Collier inox	Inox schelle	Inox collar	Collar inox
25	4.117.201.1	4	Dado	Ecrou	Mutter	Nut	Tuerca
26	4.123.203.1	4	Rosetta di sicurezza	Rondelle frein	Sicherungsring	Lockwasher	Arandela de freno
27	4.116.103.1	4	Vite brugola	Vis avec tete	Schraube	Socket head screw	Tornillo



	<b>GD 178</b>
AM 25 E	13
AM 45 E	03
AM 45	31
ATM 70	07

<b>RAFFREDDAMENTO ACQUA MOTORE</b>	
<b>D'EAU REFOIDISSEMENT DU MOTEUR</b>	<b>ENGINE WATER COOLING SYSTEM</b>
<b>MOTOR WASSEN KUNJUNG</b>	<b>REFIGERACION DE AGUA DEL MOTOR</b>

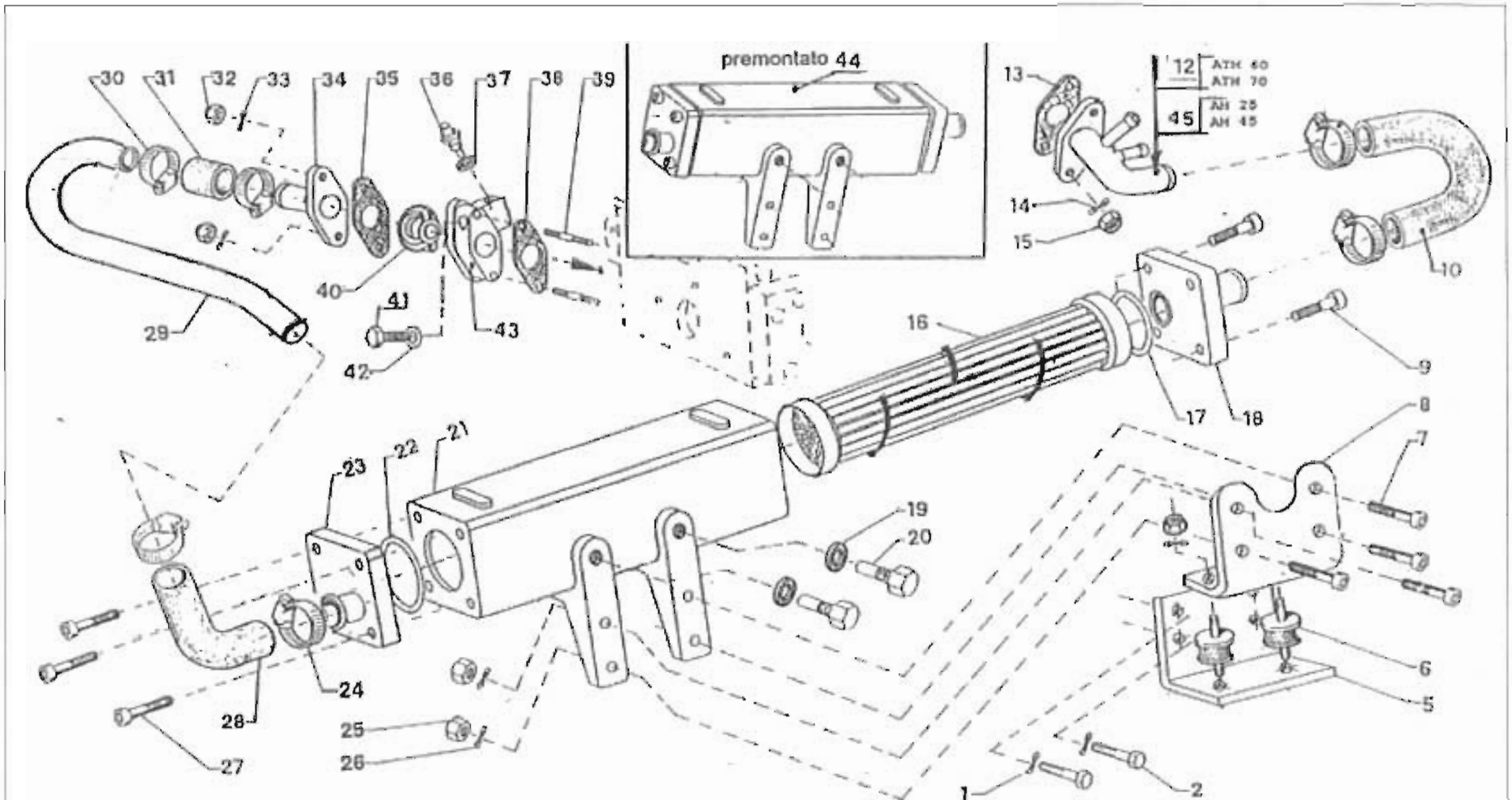
<b>A 261</b>	
<b>1/2</b>	<b>07-2001</b>


13  
03  
31  
07

A 261

07-2001

N°	Articolo	Q.tà	Denominazione	Designation	Benennung	Description	Denominacion
28	3.025.011.1	1	Manicotto	Manchon	Muffe	Sleeve	Manguito
29	3.023.065.1	1	Tubo	Tuyau	Rohr	Pipe	Tubo
30	4.106.001.1	2	Collare inox	Collier inox	Inox schelle	Inox collar	Collar inox
31	3.025.024.1	1	Manicotto	Manchon	Muffe	Sleeve	Manguito
32	4.117.201.1	2	Dado	Ecrou	Mutter	Nut	Tuerca
33	4.123.203.1	2	Rosetta di sicurezza	Rondelle frein	Sicherungsring	Lockwasher	Arandela de freno
34	3.120.004.1	1	Raccordo corpo term.	Raccordo	Stutzen	Connection	Racor
35	3.021.015.1	1	Guarnizione	Joint	Dichtung	Gasket	Junta
36	4.020.001.1	1	Termistore	Thermostato	Thermostat	Thermostat	Termistore
37	4.124.501.1	1	Rosetta di tenuta	Joint	Dichtring	Gasket	Junta
38	3.021.029.1	1	Guarnizione termostato	Joint	Dichtung	Gasket	Junta
39	4.115.202.1	2	Prigioniero	Goujon	Stiftschraube	Stud	Esparrago
40	3.010.001.1	1	Regolatore termico	Thermostat	Thermostat	Thermostat	Termostato
41	4.116.003.1	1	Vite in ottone	Vis	Schraube	Screw	Tornillo
42	4.124.001.1	1	Rosetta di tenuta	Joint	Dichtring	Gasket	Junta
43	3.044.001.1	1	Corpo termostato	Thermostat corps	Thermostat gehause	Thermostat housing	Termostato cuerpo
44	1.539.004.1	1	Scambiatore prem.	Echangeur de chauler	Vormontiert	Pre assembly	Interenfriador
45	1.120.005.1	1	Raccordo a 3 vie	Raccordo	Stutzen	Connection	Racor



		<b>GD 178</b>
AM 25 E	13	
AM 45 E	03	
AM 45	31	
ATM 70	07	

**RAFFREDDAMENTO ACQUA MOTORE**

**D'EAU REFROIDISSEMENT DU MOTEUR**      **ENGINE WATER COOLING SYSTEM**

**MOTOR WASSEN KUNJUNG**                      **REFIGERACION DE AGUA DEL MOTOR**

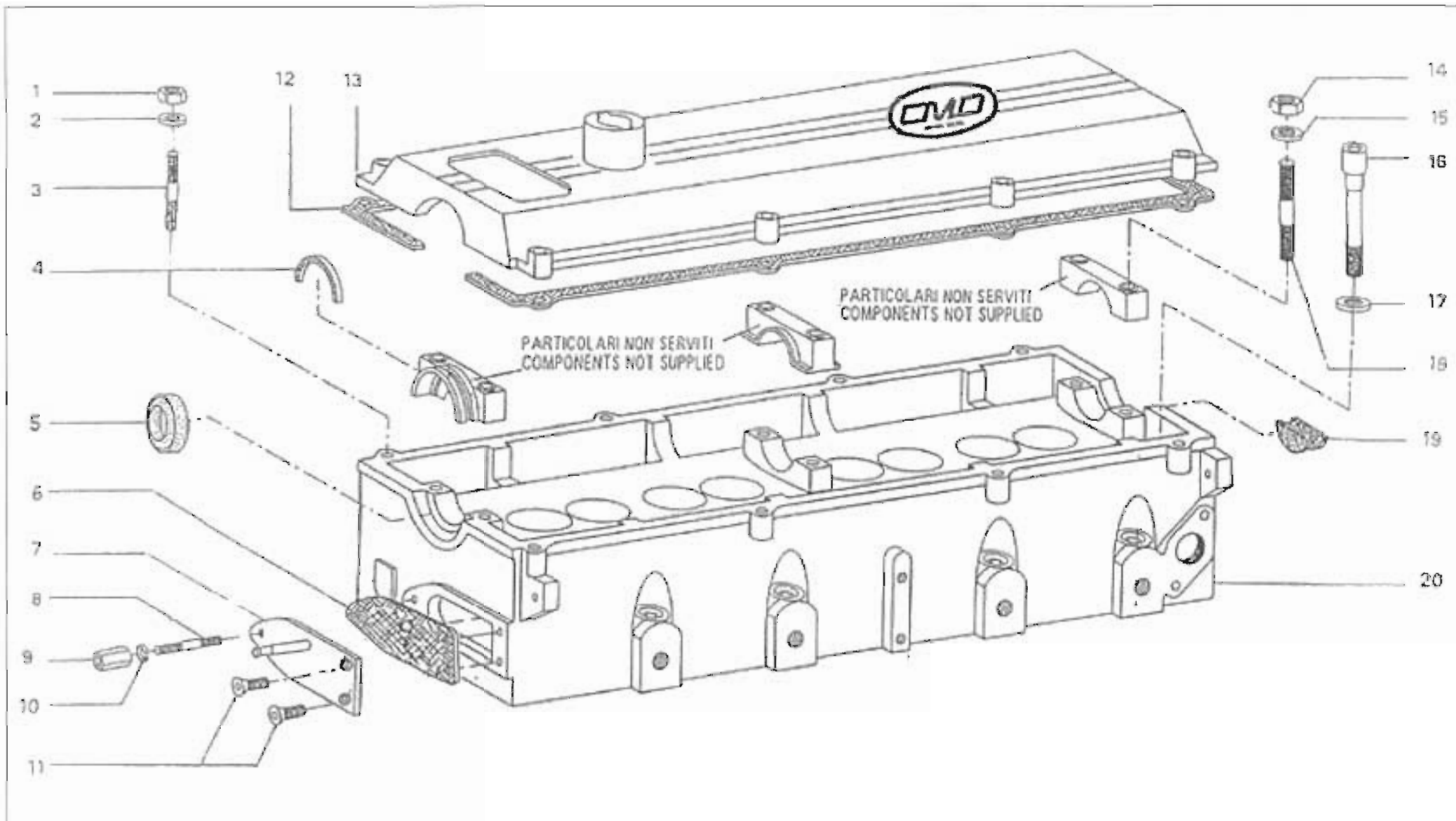
<b>A 261</b>	
<b>1/2</b>	<b>07-2001</b>

13  
03  
31  
07

A 280

02-2003

N°	Articolo	Q.tà	Denominazione	Designation	Benennung	Description	Denominacion
1	4.117.102.1	8	Dado stop	Ecrou stop	Mutter stop	Nut stop	Tuerca stop
2	4.122.101.1	8	Rosetta piana	Rondelle	Scheibe	Washer	Arandela
3	4.115.102.1	8	Prigioniero	Goujon	Stiftschraube	Stud	Esparrago
4	3.021.027.1	1	Testa cilindri premontata	Culasse	Zylinderkopf	Cylinder head	Culata
5	4.128.009.1	1	Anello di tenuta	Joint d'etancheite	Dichtring	Seal	Junta hermetica
6	3.021.014.1	1	Guarnizione	Joint	Dichtung	Gasket	Junta
7	1.105.002.1	1	Piastra	Plaque	Platte	Plate	Placa
8	4.115.201.1	1	Prigioniero	Goujon	Stiftschraube	Stud	Esparrago
9	3.117.202.1	1	Dado distanziale	Ecrou entretoise	Mutter abstanduecks	Spacer nut	Tuerca separada
10	4.123.202.1	1	Rosetta di sicurezza	Rondelle frein	Sicherungsring	Lockwasher	Arandela de freno
11	4.116.205.1	2	Vite brugola	Vis avec tete	Schraube	Socket head screw	Tornillo
12	3.021.023.1	1	Guarnizione	Joint	Dichtung	Gasket	Junta
13	3.004.009.1	1	Coperchio	Couvercle	Deckel	Cover	Tapa
14	4.117.201.1	6	Dado	Ecrou	Mutter	Nut	Tuerca
15	4.122.201.1	6	Rosetta piana	Rondelle	Scheibe	Washer	Arandela
16	3.116.402.1	10	Vite brugola	Vis avec tete	Schraube	Socket head screw	Tornillo
17	3.122.404.1	10	Rosetta piana	Rondelle	Scheibe	Washer	Arandela
18	3.115.201.1	6	Prigioniero	Goujon	Stiftschraube	Stud	Esparrago
19	3.021.006.1	1	Guarnizione	Joint	Dichtung	Gasket	Junta
20	1.002.003.1	1	Testa cilindri premontata	Culasse	Zylinderkopf	Cylinder head	Culata



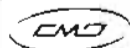
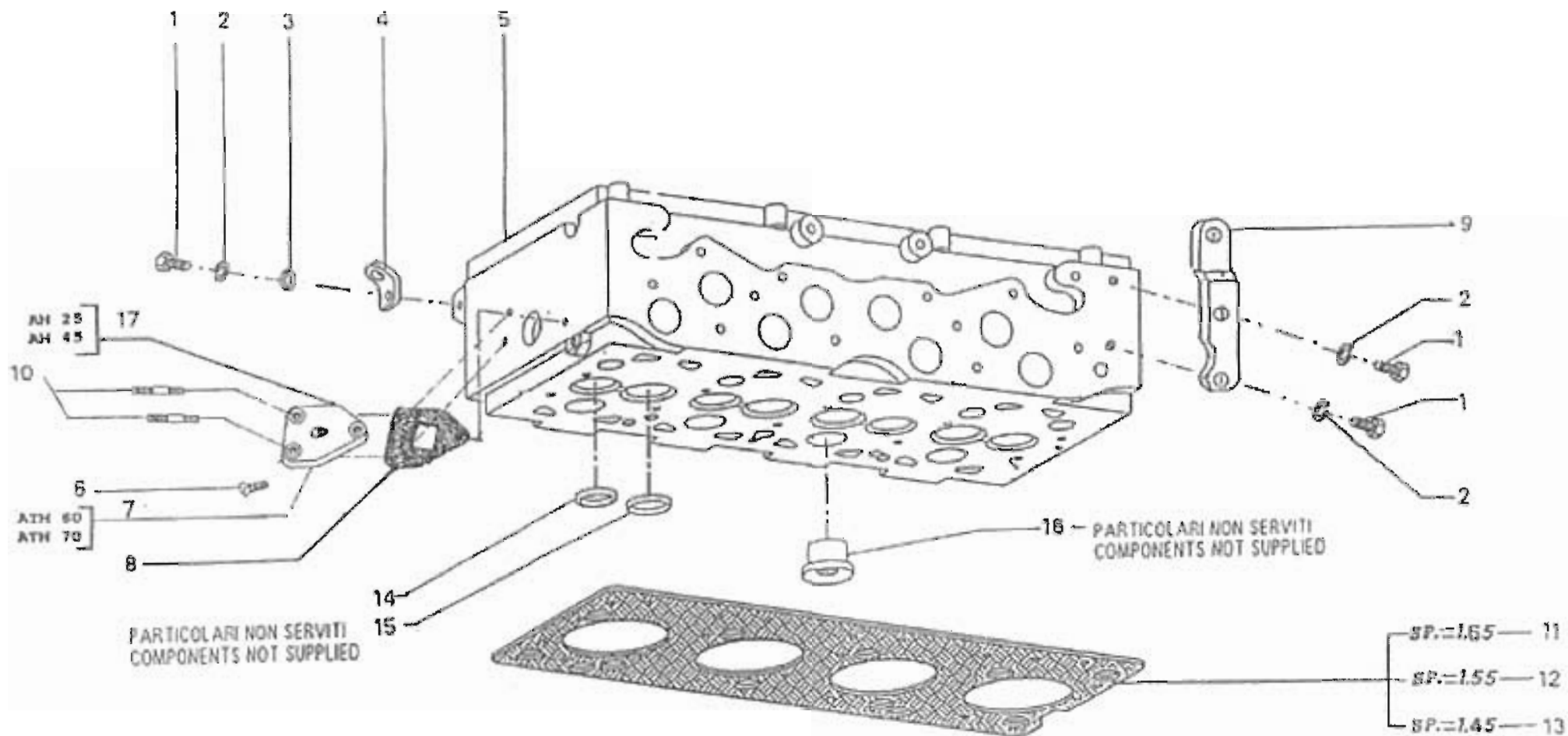
 <b>GD 178</b>		<b>TESTA CILINDRI</b>		<b>A 280</b>	
AM 25 E AM 45 E AM 45 ATM 70	13 03 31 07	<b>CULASSE</b> <b>ZYLINDERKOPF</b>	<b>CYLINDER HEAD</b> <b>CULATA</b>	<b>1</b>	<b>07-2001</b>

13  
03  
31  
07

A 281

03-2003

N°	Articolo	Q.tà	Denominazione	Designation	Benennung	Description	Denominacion
1	4.116.203.1	3	Vite	Vis	Schraube	Screw	Tornillo
2	4.123.203.1	3	Rosetta di sicurezza	Rondelle frein	Sicherungsring	Lockwasher	Arandela de freno
3	4.122.201.1	1	Rosetta piana	Rondelle	Scheibe	Washer	Arandela
4	3.105.014.1	1	Piastra	Plaque	Platte	Plate	Placa
5	1.002.003.1	1	Testa cilindri premontata	Culasse	Zylinderkopf	Cylinder head	Culata
6	4.116.205.1	1	Vite brugola	Vis avec tete	Schraube	Socket head screw	Tornillo
7	1.105.010.1	1	Piastra	Plaque	Platte	Plate	Placa
8	3.021.021.1	1	Guarnizione	Joint	Dichtung	Gasket	Junta
9	3.105.015.1	1	Piastra	Plaque	Platte	Plate	Placa
10	4.115.201.1	2	Prigioniero	Goujon	Stiftschraube	Stud	Esparrago
11	3.051.008.1	1	Guarnizione (0 tacca )	Joint	Dichtung	Gasket (0 Groove)	Junta
12	3.051.007.1	1	Guarnizione (2 tacca)	Joint	Dichtung	Gasket (2 Groove)	Junta
13	3.051.006.1	1	Guarnizione (1 tacca)	Jont	Dichtung	Gasket (1 Groove)	Junta
14	3.035.002.1	4	Sede valvola /asp.	Siege soupape	Sitz ventil	Valve seat	Asientos de val
15	3.035.001.1	4	Sede valvola / scar.	Siege soupape	Sitz ventil	Valve seat	Asientos de val
16	3.036.001.1	4	Precamera	Prechambre	Vorkammer	Prechamber	Precamera
17	3.105.003.1	1	Piastra	Plaque	Platte	Plate	Placa



**GD 178**

AM 25 E	13
AM 45 E	03
AM 45	31
ATM 70	07

## TESTA CILINDRI

**CULASSE  
ZYLINDERKOPF**

**CYLINDER HEAD  
CULATA**

**A 281**

**1**

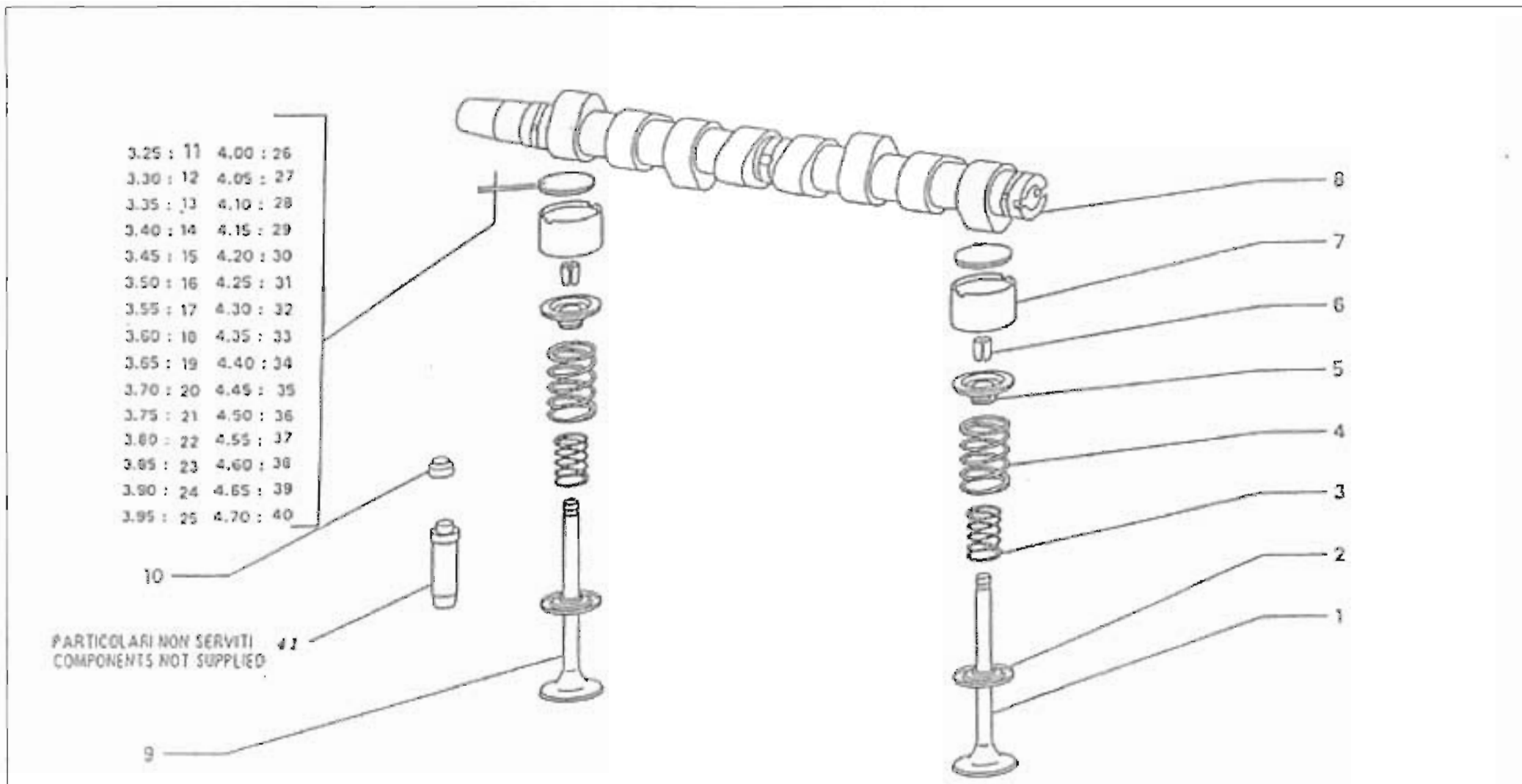
**07-2001**

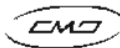
13  
03  
31  
07

A 300

02-2003

N°	Articolo	Q.tà	Denominazione	Designation	Benennung	Description	Denominacion
1	4.029.001.1	4	Valvola aspirazione	Soupape	Ventil	Valve	Resorte
2	4.032.001.1	8	Scodellino inferiore	Cuvette	Tellerscheibe	Cup	Platillo
3	3.037.002.1	8	Molla interna	Ressort	Feder	Spring	Resorte
4	3.037.001.1	8	Molla esterna	Ressort	Feder	Spring	Resorte
5	4.032.002.1	8	Scodellino superiore	Cuvette	Tellerscheibe	Cup	Platillo
6	4.031.001.1	16	Semicono	Demi-cone	kegelstueck	Lok-cone	Chaveta-conica
7	4.033.001.1	8	Punteria	Poussoir	Stoessel	Tappet	Empujador
8	3.043.002.1	1	Albero distribuzione	Arbre a cames	Exzenterwelle	Camshaft	Arbol de levas
9	4.029.002.1	4	Valvola scarico	Soupape d'echappement	Auslessventil	Exhaust valve	Valvula de escape
10	4.128.001.1	8	Anello di gomma	Bague	Ring	Ring	Guarnicion
11	4.051.001.1	1	PIATTELLO Sp. 3,25	COUPELLE	TELLERSCHEIBE	PLATE	PLATILLO
12	4.051.002.1	1	PIATTELLO Sp. 3,30	COUPELLE	TELLERSCHEIBE	PLATE	PLATILLO
13	4.051.003.1	1	PIATTELLO Sp. 3,35	COUPELLE	TELLERSCHEIBE	PLATE	PLATILLO
14	4.051.004.1	1	PIATTELLO Sp. 3,40	COUPELLE	TELLERSCHEIBE	PLATE	PLATILLO
15	4.051.005.1	1	PIATTELLO Sp. 3,45	COUPELLE	TELLERSCHEIBE	PLATE	PLATILLO
16	4.051.006.1	1	PIATTELLO Sp. 3,50	COUPELLE	TELLERSCHEIBE	PLATE	PLATILLO
17	4.051.007.1	1	PIATTELLO Sp. 3,55	COUPELLE	TELLERSCHEIBE	PLATE	PLATILLO
18	4.051.008.1	1	PIATTELLO Sp. 3,60	COUPELLE	TELLERSCHEIBE	PLATE	PLATILLO
19	4.051.009.1	1	PIATTELLO Sp. 3,65	COUPELLE	TELLERSCHEIBE	PLATE	PLATILLO
20	4.051.010.1	1	PIATTELLO Sp. 3,70	COUPELLE	TELLERSCHEIBE	PLATE	PLATILLO
21	4.051.011.1	1	PIATTELLO Sp. 3,75	COUPELLE	TELLERSCHEIBE	PLATE	PLATILLO
22	4.051.012.1	1	PIATTELLO Sp. 3,00	COUPELLE	TELLERSCHEIBE	PLATE	PLATILLO
23	4.051.014.1	1	PIATTELLO Sp. 3,05	COUPELLE	TELLERSCHEIBE	PLATE	PLATILLO
24	4.051.016.1	1	PIATTELLO Sp. 3,90	COUPELLE	TELLERSCHEIBE	PLATE	PLATILLO
25	4.051.018.1	1	PIATTELLO Sp. 3,95	COUPELLE	TELLERSCHEIBE	PLATE	PLATILLO



		<b>GD 178</b>
AM 25 E	13	
AM45 E	03	
AM 45	31	
ATM 70	07	

## DISTRIBUZIONE

**DISTRIBUTION  
 STEUERUNG**

**VALVE GEAR  
 DISTRIBUCION**

**A 300**

**1/2**

**07-2001**

13  
03  
31  
07

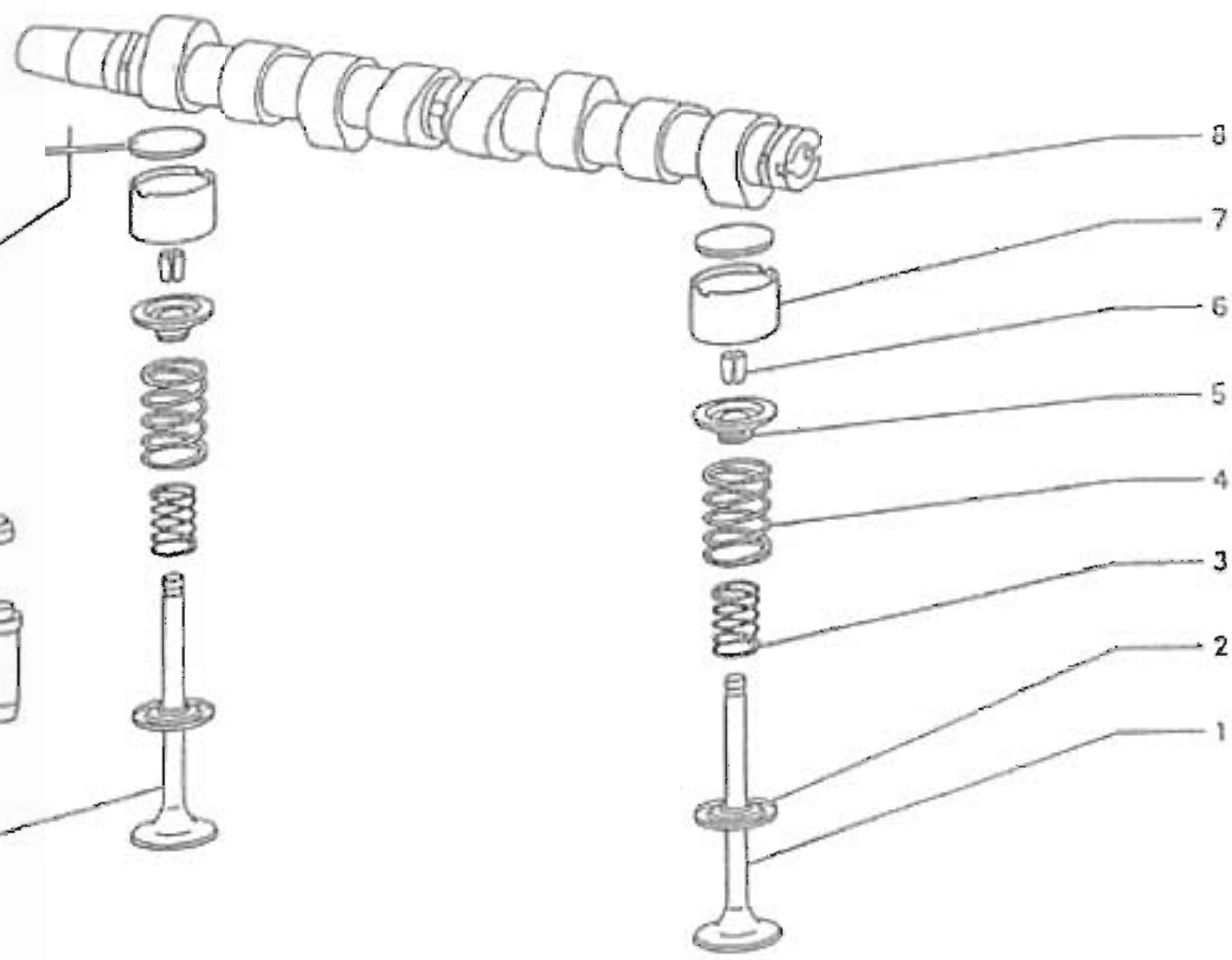
A 300

02-2003

N°	Articolo	Q.tà	Denominazione	Designation	Benennung	Description	Denominacion
26	4.051.020.1	1	PIATTELLO Sp. 4,00	COUPELLE	TELLERSCHEIBE	PLATE	PLATILLO
27	4.051.021.1	1	PIATTELLO Sp. 4,05	COUPELLE	TELLERSCHEIBE	PLATE	PLATILLO
28	4.051.022.1		PIATTELLO Sp. 4,10	COUPELLE	TELLERSCHEIBE	PLATE	PLATILLO
29	4.051.024.1	1	PIATTELLO Sp. 4,15	COUPELLE	TELLERSCHEIBE	PLATE	PLATILLO
30	4.051.026.1	1	PIATTELLO Sp. 4,20	COUPELLE	TELLERSCHEIBE	PLATE	PLATILLO
31	4.051.027.1	1	Piattello	Coupelle	Tellerscheibe	Plate	Platillo
32	4.051.028.1	1	Piattello	Coupelle	Tellerscheibe	Plate	Platillo
33	4.051.029.1	1	Piattello	Coupelle	Tellerscheibe	Plate	Platillo
34	4.051.030.1	1	Piattello	Coupelle	Tellerscheibe	Plate	Platillo
35	4.051.031.1	1	Piattello	Coupelle	Tellerscheibe	Plate	Platillo
36	4.051.032.1	1	Piattello	Coupelle	Tellerscheibe	Plate	Platillo
37	4.051.033.1	1	Piattello	Coupelle	Tellerscheibe	Plate	Platillo
38	4.051.034.1	1	Piattello	Coupelle	Tellerscheibe	Plate	Platillo
39	4.051.035.1	1	Piattello	Coupelle	Tellerscheibe	Plate	Platillo
40	4.051.036.1	1	Piattello	Coupelle	Tellerscheibe	Plate	Platillo
41	3.030.001.1	8	Guida della valvola	Guide-soupape	Ventilfuhrung	Valve guide	Guia de valvula

- 3.25 : 11    4.00 : 26
- 3.30 : 12    4.05 : 27
- 3.35 : 13    4.10 : 28
- 3.40 : 14    4.15 : 29
- 3.45 : 15    4.20 : 30
- 3.50 : 16    4.25 : 31
- 3.55 : 17    4.30 : 32
- 3.60 : 18    4.35 : 33
- 3.65 : 19    4.40 : 34
- 3.70 : 20    4.45 : 35
- 3.75 : 21    4.50 : 36
- 3.80 : 22    4.55 : 37
- 3.85 : 23    4.60 : 38
- 3.90 : 24    4.65 : 39
- 3.95 : 25    4.70 : 40

PARTICOLARI NON SERVITI  
COMPONENTS NOT SUPPLIED



<b>GD 178</b>	
AM 25 E	13
AM45 E	03
AM 45	31
ATM 70	07

## DISTRIBUZIONE

**DISTRIBUTION  
STEUERUNG**

**VALVE GEAR  
DISTRIBUCION**

A 300

1/2

07-2001



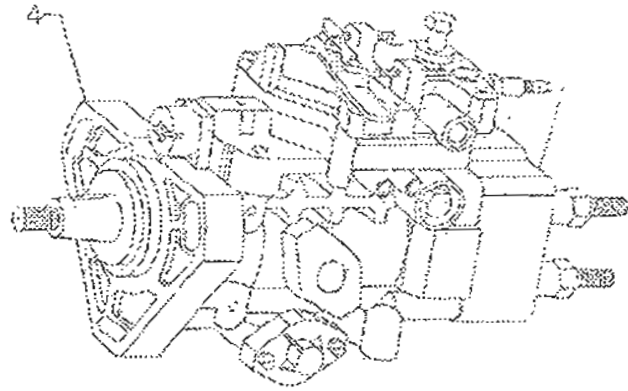
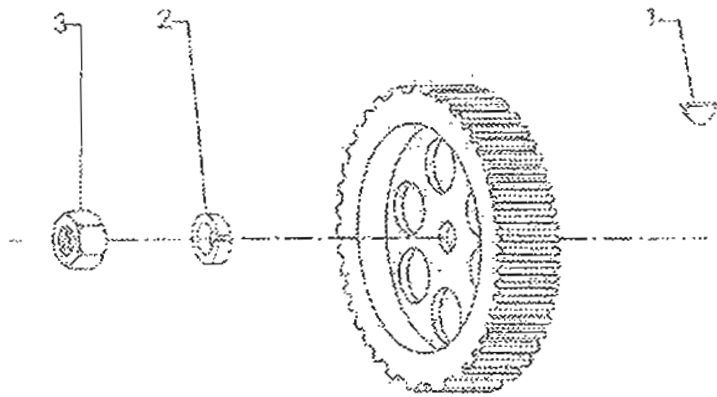
13  
03  
31  
07

**A 320**

02-2003

N°	Articolo	Q.tà	Denominazione	Designation	Benennung	Description	Denominacion
1	4.125.001.1	1	Linguetta	Linguet	Scheibenfeder	Kei	Chaveta
2	4.123.401.1	1	Rosetta di sicurezza	Rondelle frein	Sicherungsring	Lockwasher	Arandela de freno
3	4.117.402.1	1	Dado	Ecrou	Mutter	Nut	Tuerca
4	2.001.001.1	1	Pompa d'iniezione	Pompe d'injection	Einspritzpumpe	Inyection pump	Bomba de inyeccion

VECCHIO CATALOGO



GD 178

AM 25 E	13
AM 45 E	03
AM 45	31
ATM 70	07

DISTRIBUTION  
STEUERUNG

DISTRIBUZIONE

VALVE GEAR  
DISTRIBUCION

A 320

1

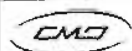
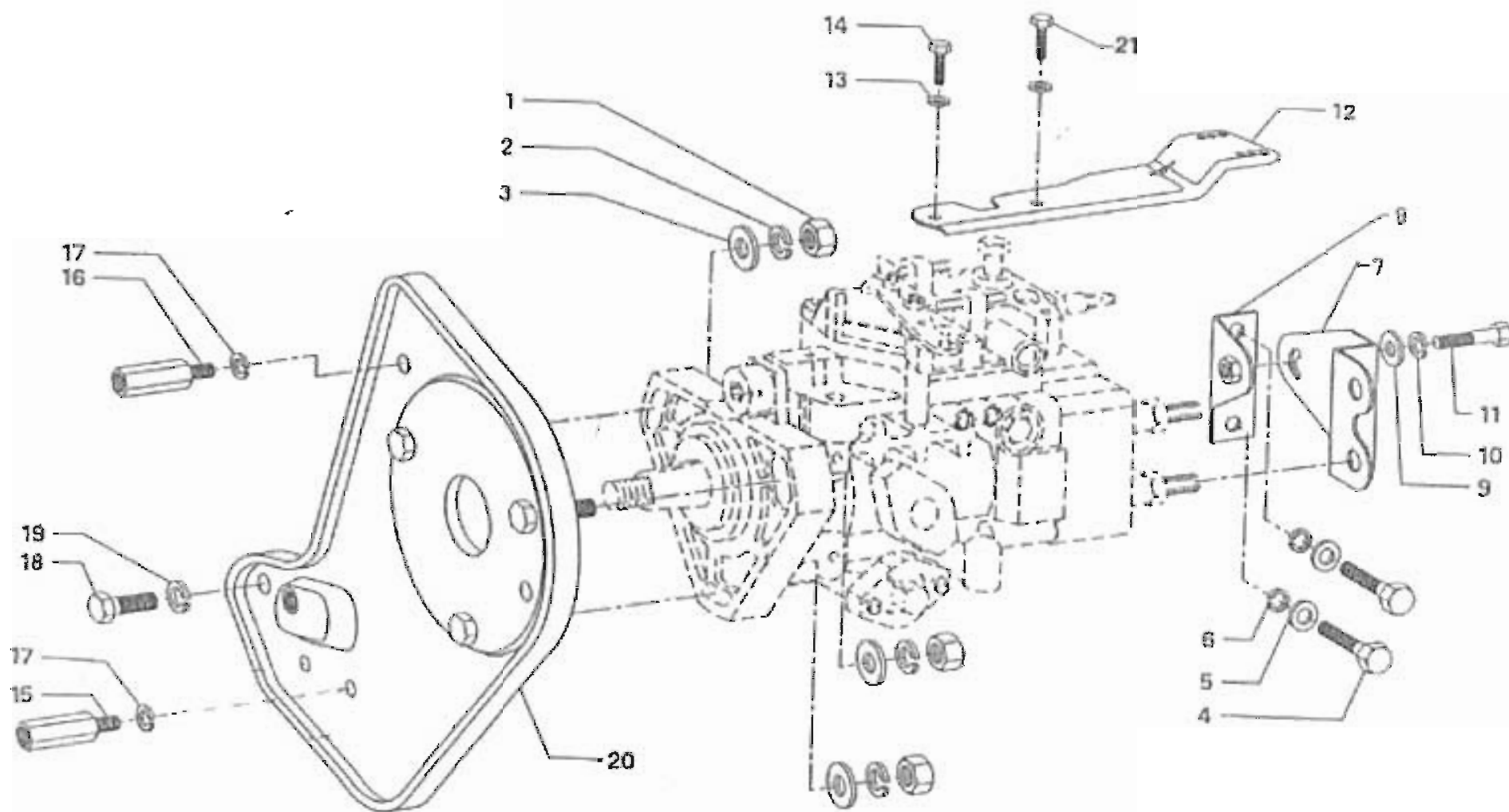
07-2000

13  
03  
31  
07

A 340-1

02-2003

N°	Articolo	Q.tà	Denominazione	Designation	Benennung	Description	Denominacion
1	4.117.201.1	3	Dado	Ecrou	Mutter	Nut	Tuerca
2	4.123.203.1	3	Rosetta di sicurezza	Rondelle frein	Sicherungsring	Lockwasher	Arandela de freno
3	4.122.201.1	3	Rosetta piana	Rondelle	Scheibe	Washer	Arandela
4	4.116.203.1	2	Vite	Vis	Schraube	Screw	Tornillo
5	4.122.201.1	2	Rosetta piana	Rondelle	Scheibe	Washer	Arandela
6	4.123.203.1	2	Rosetta di sicurezza	Rondelle frein	Sicherungsring	Lockwasher	Arandela de freno
7	3.105.016.1	1	Piastrina-registro	Cale	Distanzscheive	Shim	Suplemento
8	1.105.009.1	1	Piastrina-supperto	Plaquette	Plaettchen	Plate	Placa
9	4.122.201.1	1	Rosetta piana	Rondelle	Scheibe	Washer	Arandela
10	4.123.203.1	1	Rosetta di sicurezza	Rondelle frein	Sicherungsring	Lockwasher	Arandela de freno
11	4.116.203.1	1	Vite	Vis	Schraube	Screw	Tornillo
12	3.019.007.1	1	Staffa acceleratore	Etrier	Halter	Bracket	Soporte
13	4.123.102.1	2	Rosetta di sicurezza	Rondelle frein	Sicherungsring	Lockwasher	Arandela de freno
14	4.116.102.1	1	Vite	Vis	Schraube	Screw	Tornillo
15	3.116.208.1	1	Vite distanziale	Vis entretoise	Schraube abstand-	Spacer screw	Tornillo separador
16	3.116.205.1	1	Vite distanziale	Vis entretoise	Schraube abstand-	Spacer screw	Tornillo separador
17	4.123.203.1	2	Rosetta di sicurezza	Rondelle frein	Sicherungsring	Lockwasher	Arandela de freno
18	4.116.303.1	1	Vite brugola	Vis avec tete	Schraube	Socket head screw	Tornillo
19	4.123.302.1	1	Rosetta di sicurezza	Rondelle frein	Sicherungsring	Lockwasher	Arandela de freno
20	1.105.007.1	1	Piastra	Plaque	Platte	Plate	Placa
21	4.116.107.1	1	Vite	Vis	Schraube	Screw	Tornillo



**GD 178**

AM 25 E	13
AM 45 E	03
AM 45	31
ATM 70	07

## POMPA INIEZIONE BOSCH : STAFFAGGI

**POMPE D'INJECTION : ANCRAGE**  
**EINSPRITZPUMPE : SPANNUNG**

**INJECTION PUMP : ANCHORAGE**  
**BOMBA DE INYECCION : JUEGO**

A 340-1

**1**

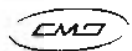
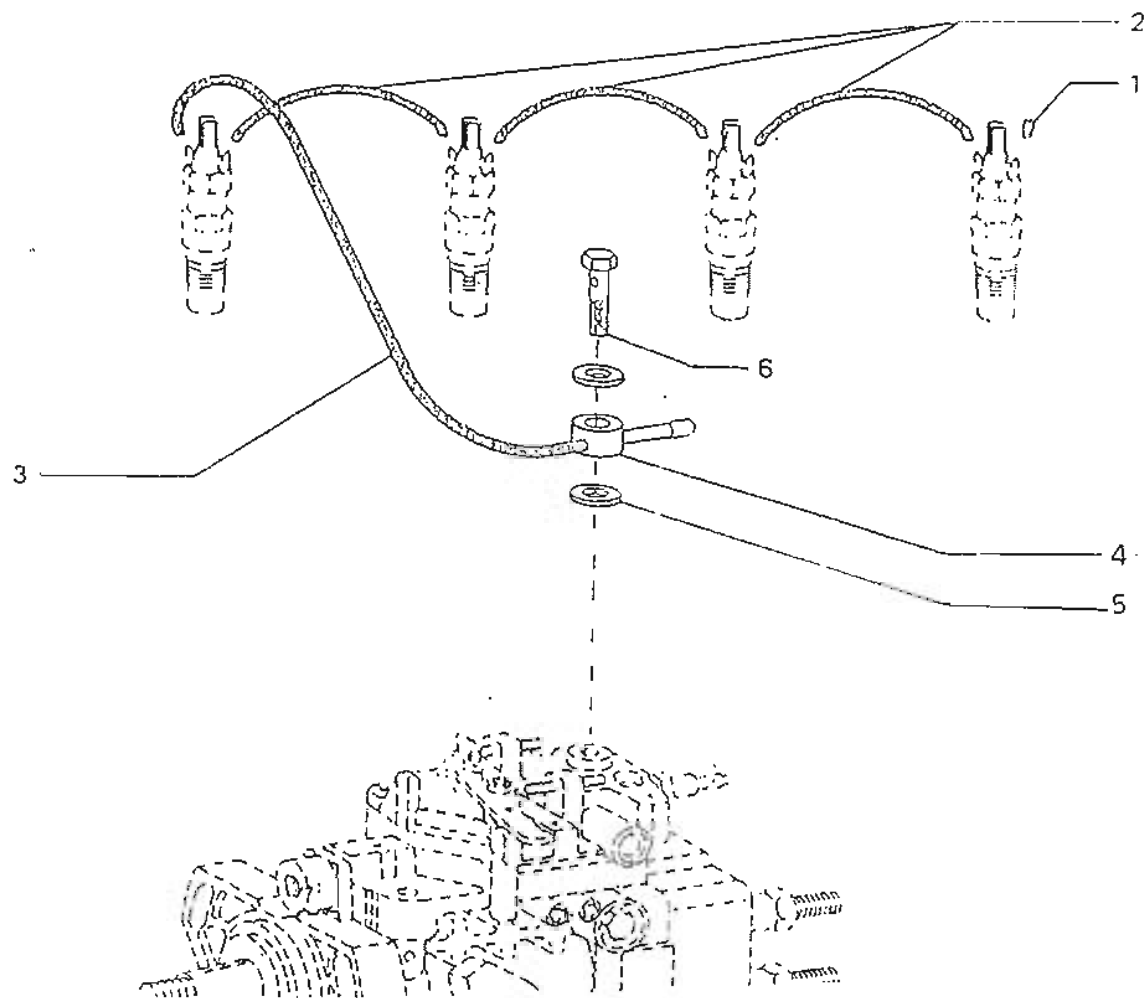
**07-2001**

13  
03  
31  
07

A 361

02-2003

N°	Articolo	Q.tà	Denominazione	Designation	Benennung	Description	Denominacion
1	3.022.005.1	1	Tappo	Bouchon	Stopfen	Plug	Tapon
2	3.022.006.1	1	Tubo flessibile	Tuyau flexible	Schlauch	Hose	Manga flexible
3	3.022.007.1	1	Tubo flessibile	Tuyau flexible	Schlauch	Hose	Manga flexible
4	3.120.622.1	1	Raccordo	Raccordo	Stutzen	Connection	Racor
5	4.124.401.1	2	Rosetta in rame	Rondelle	Scheibe	Washer	Arandela
6	3.116.404.1	1	Bocchettone con valvolina	Vis raccord	Hohlschraube	Union	Boquilla



**GD 178**

AM 25 E	13
AM 45 E	03
AM 45	31
ATM 70	07

## ALIMENTAZIONE AD INIEZIONE : RITORNO

**ALIMENTATION PAR INJECTION  
EINSPRITZAUSRUESTUNG**

**FUEL INJECTION SYSTEM  
ALIMENTACION E INYECCION**

A 361

**1**

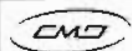
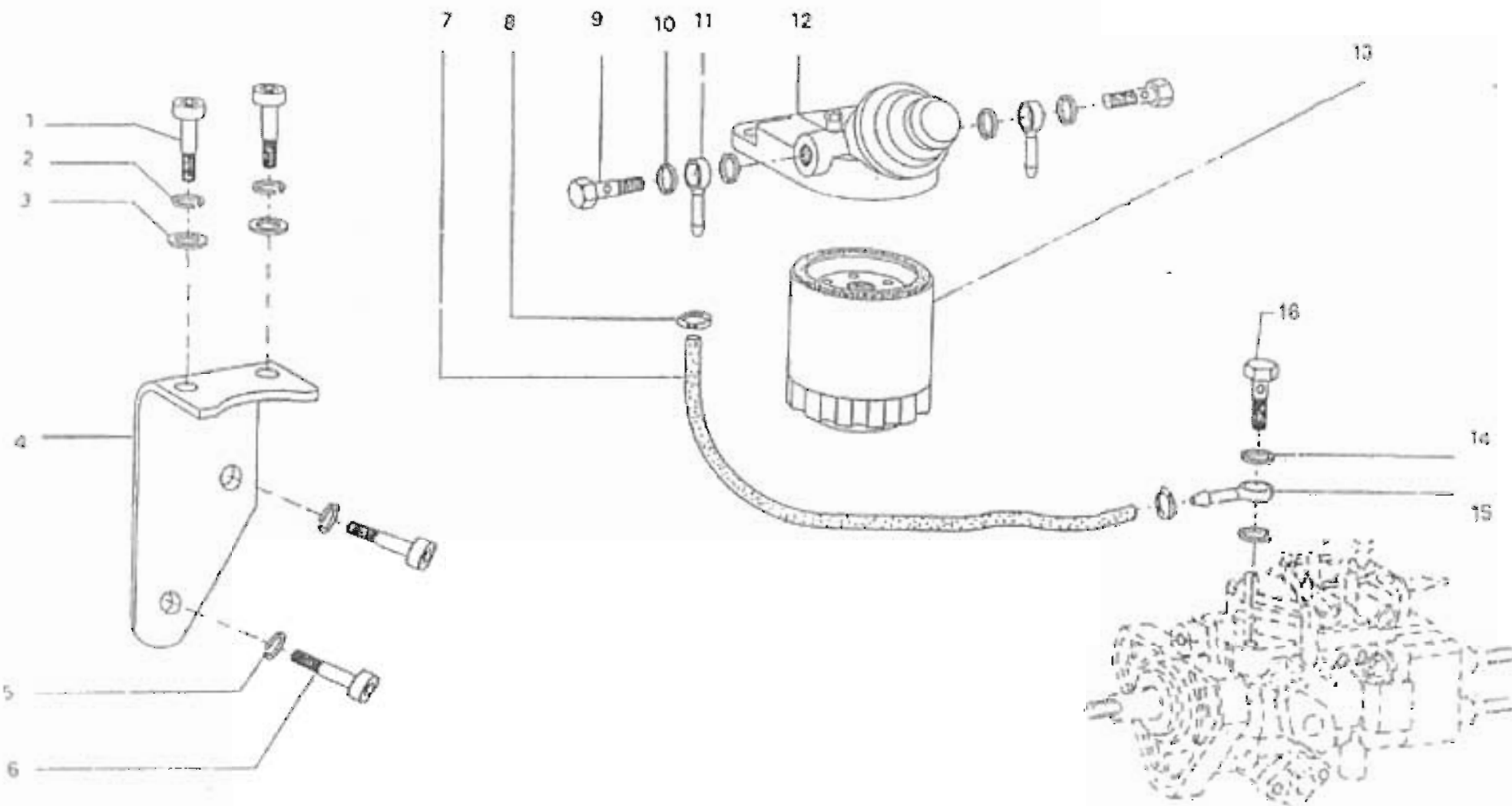
**07-2001**

13  
03  
31  
07

A 362

02-2003

N°	Articolo	Q.tà	Denominazione	Designation	Benennung	Description	Denominacion
1	4.116.208.1	2	Vite brugola	Vis avec tete	Schraube	Socket head screw	Tornillo
2	4.123.203.1	2	Rosetta di sicurezza	Rondelle frein	Sicherungsring	Lockwasher	Arandela de freno
3	4.122.201.1	2	Rosetta piana	Rondelle	Scheibe	Washer	Arandela
4	1.105.008.1	1	Piastra	Plaque	Platte	Plate	Placa
5	4.123.302.1	2	Rosetta di sicurezza	Rondelle frein	Sicherungsring	Lockwasher	Arandela de freno
6	4.116.313.1	2	Vite brugola	Vis avec tete	Schraube	Socket head screw	Tornillo
7	3.024.008.1	1	Tubo flessibile	Tuyau flexible	Schlauch	Hose	Manga flexible
8	4.106.004.1	2	Collare inox	Collier inox	Inox schelle	Inox collar	Collar inox
9	3.116.502.1	2	Bocchettone	Vis-Raccord	Hohlschraube	Union	Boquilla
10	4.124.502.1	4	Rosetta di tenuta	Joint	Dichtring	Gasket	Junta
11	3.120.607.1	2	Raccordo	Raccordo	Stutzen	Connection	Racor
12	2.017.001.1	1	Supp. compl. filtro nafta	Support	Lager	Support	Soporte
13	2.006.001.1	1	Filtro	Filtre	Filter	Filter	Filtro
14	4.124.401.1	2	Rosetta in rame	Rondelle	Scheibe	Washer	Arandela
15	3.120.606.1	1	Raccordo	Raccordo	Stutzen	Connection	Racor
16	3.116.403.1	1	Bocchettone con valvolina	Vis raccord	Hohlschraube	Union	Boquilla



**GD 178**

AM 25 E	13
AM 45 E	03
AM 45	31
ATM 70	07

**ALIMENTAZIONE AD INIEZIONE : FILTRO COMBUSTIBILE**

**ALIMENTATION PAR INJECTION  
EINSPRITZAUSRUESTUNG**

**FUEL INJECTION SYSTEM  
ALIMENTACION E INYECCION**

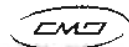
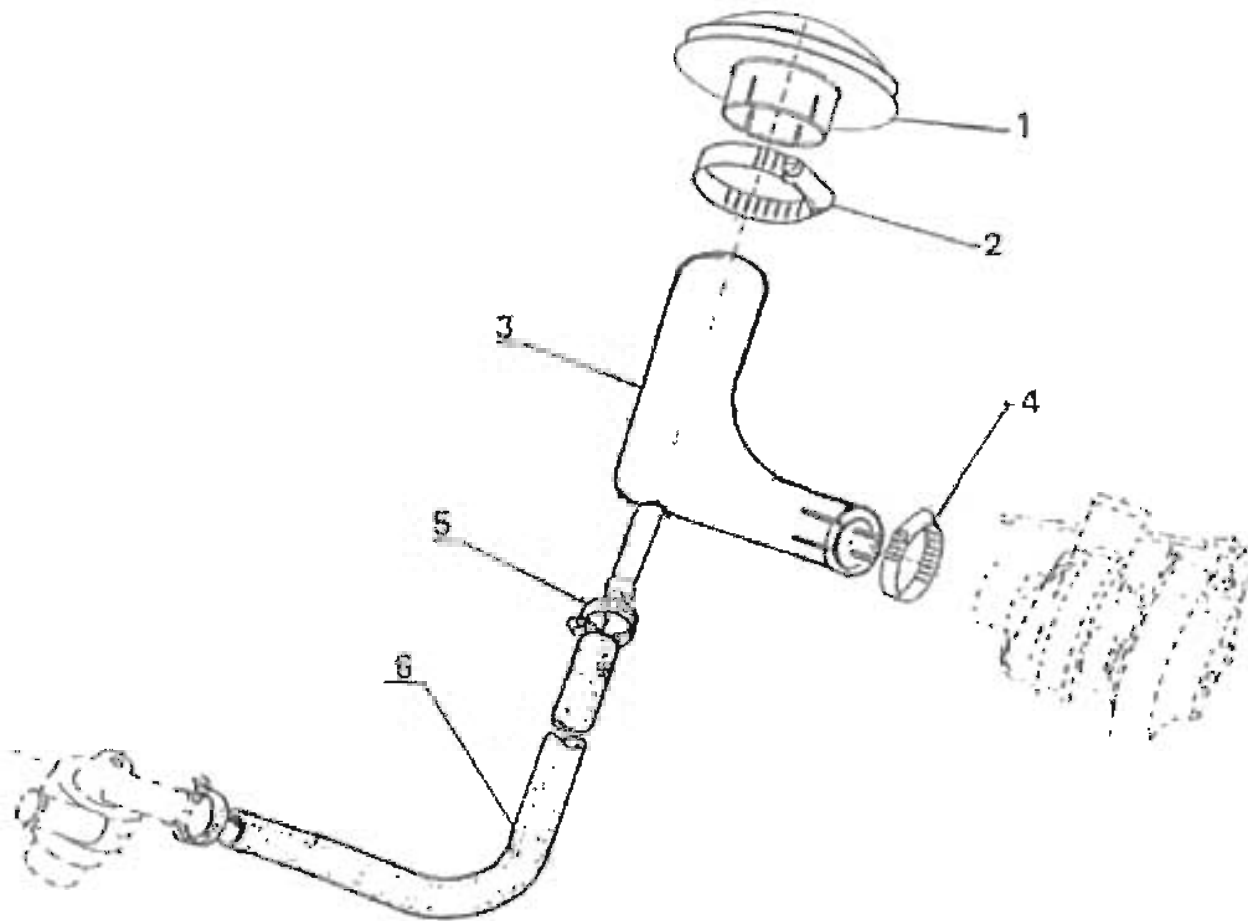
**A 362**

**1**

**07-2001**



N°	Articolo	Q.tà	Denominazione	Designation	Benennung	Description	Denominacion
1	2.641.003.1	1	Filtro	Filtre	Filter	Filter	Filtro
2	4.106.501.1	1	Collare inox	Collier inox	Inox schelle	inox collar	Collar inox
3	3.023.111.1	1	Tubo	Tuyau	Rohr	Pipe	Tubo
4	4.106.301.1	1	Collare inox	Collier inox	Inox schelle	inox collar	Collar inox
5	4.106.003.1	2	Collare inox	Collier inox	Inox schelle	inox collar	Collar inox
6	3.024.004.1	1	Tubo flessibile	Tuyau flexible	Schlauch	Hose	Manga flexible



**GD 178**

ATM 70

07

**FILTRO ARIA**

**FILTRE A AIR  
LUFTFILTER**

**AIR CLEANER  
FILTRO DE AIRE**

**A 380**

**1**

**07-2001**

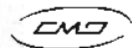
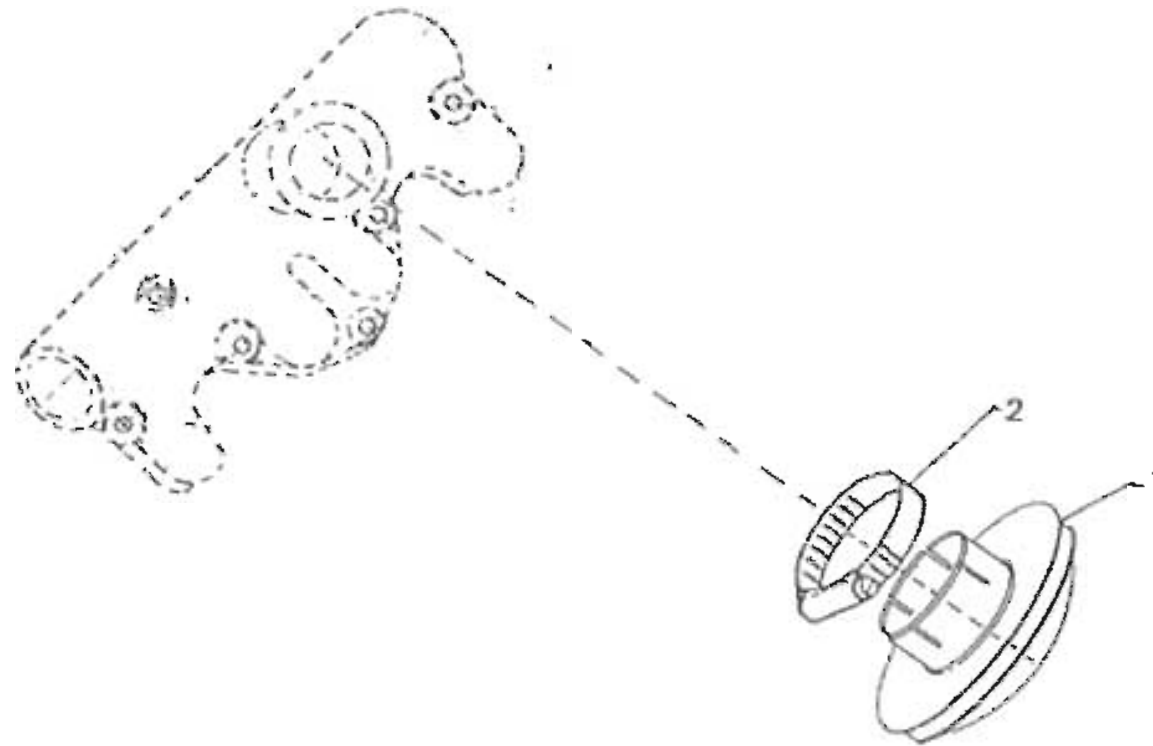


13  
03  
31

A 380-1

02-2003

N°	Articolo	Q.tà	Denominazione	Designation	Benennung	Description	Denominacion
1	2.641.003.1	1	Filtro	Filtre	Filter	Filter	Filtro
2	4.106.501.1	1	Collare inox	Collier inox	Inox schelle	Inox collar	Collar inox



**GD 178**

AM 25 E	13
AM 45 E	03
AM 45	31

**FILTRO ARIA**

**FILTRE A AIR  
LUFTFILTER**

**AIR CLEANER  
FILTRO DE AIRE**

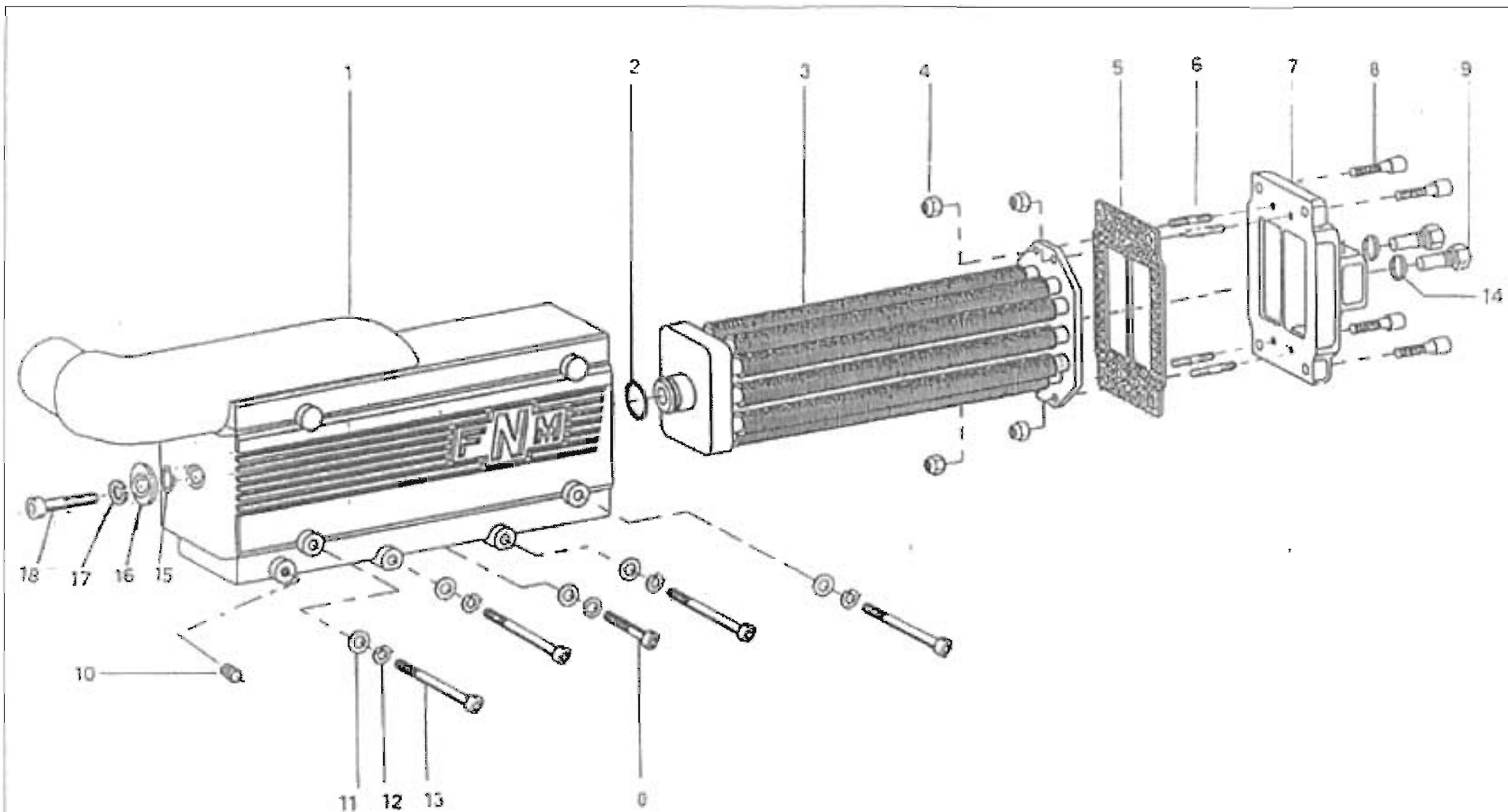
**A 380-1**

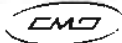
**1**

**07-2001**



N°	Articolo	Q.tà	Denominazione	Designation	Benennung	Description	Denominacion
1	3.039.006.1	1	Condotto Aspirazione	Tubulures D'admission	Ansaugkrummer	Intake Manifold	Colectores de Admision
2	4.128.005.1	1	Anello di tenuta	Joint d'etancheite	Dichtring	Seal	Junta hermetica
3	3.070.010.1	1	Scambiatore	Echanger de chaleu	Warmeauswechsler	Heat exchanger	Interenfriador
4	4.117.202.1	4	Dado stop	Ecrou stop	Mutter stop	Nut stop	Tuerca stop
5	3.021.008.1	1	Guarnizione	Joint	Dichtung	Gasket	Junta
6	4.115.201.1	4	Prigioniero	Goujon	Stiftschraube	Stud	Esparrago
7	1.004.005.1	1	Coperchio	Couvercle	Deckel	Cover	Tapa
8	4.116.208.1	5	Vite brugola	Vis avec tete	Schraube	Socket head screw	Tornillo
9	1.025.001.1	2	Anodo	Anode	Anode	Anode	Anodo
10	4.116.301.1	1	Tappo	Bouchon	Stopfen	Plug	Tapon
11	4.122.201.1	5	Rosetta piana	Rondelle	Scheibe	Washer	Arandela
12	4.123.203.1	5	Rosetta di sicurezza	Rondelle frein	Sicherungsring	Lockwasher	Arandela de freno
13	4.116.216.1	4	Vite brugola	Vis avec tete	Schraube	Socket head screw	Tornillo
14	4.124.503.1	2	Rosetta di tenuta	Joint	Dichtring	Gasket	Junta
15	4.128.016.1	1	Anello di tenuta	Joint d'etancheite	Dichtring	Seal	Junta hermetica
16	3.122.506.1	1	Rosetta piana	Rondelle	Scheibe	Washer	Arandela
17	4.123.102.1	1	Rosetta di sicurezza	Rondelle frein	Sicherungsring	Lockwasher	Arandela de freno
18	4.116.103.1	1	Vite brugola	Vis avec tete	Schraube	Socket head screw	Tornillo



	<b>GD 178</b>
ATM 70	07

### CONDOTTO ASPIRAZIONE

**TUBULURES D' ADMISSION  
ANSAUGKRUMMER**

**INTAKE MANIFOLD  
COLECTORES DE ADMISION**

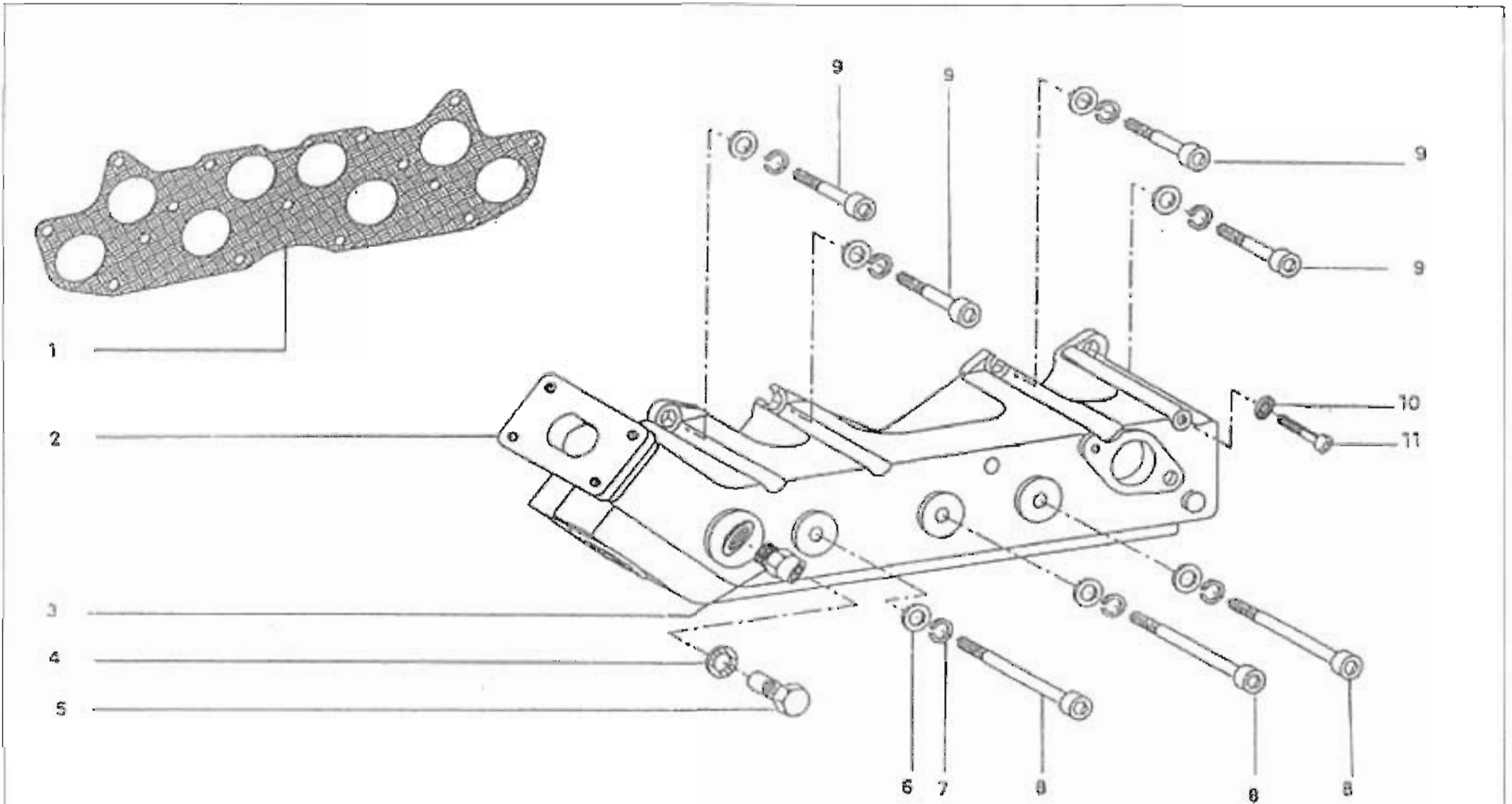
A 400


**1**

**07-2001**



N°	Articolo	Q.tà	Denominazione	Designation	Benennung	Description	Denominacion
1	3.021.034.1	1	Guarnizione	Joint	Dichtung	Gasket	Junta
2	3.015.001.1	1	Condotto scarico	Conduit d'echappement	Auspuffrohr	Exhaust manifoldd	Colector de escape
3	3.120.602.1	1	Raccordo	Raccordo	Stutzen	Connection	Racor
4	4.124.503.1	1	Rosetta di tenuta	Joint	Dichtring	Gasket	Junta
5	1.025.001.1	1	Anodo	Anode	Anode	Anode	Anodo
6	4.122.201.1	7	Rosetta piana	Rondelle	Scheibe	Washer	Arandela
7	4.123.203.1	7	Rosetta di sicurezza	Rondelle frein	Sicherungsring	Lockwasher	Arandela de freno
8	4.116.216.1	3	Vite brugola	Vis avec tete	Schraube	Socket head screw	Tornillo
9	4.116.208.1	4	Vite brugola	Vis avec tete	Schraube	Socket head screw	Tornillo
10	4.124.201.1	1	Rosetta in rame	Rondelle	Scheibe	Washer	Arandela
11	4.116.202.1	1	Vite brugola	Vis avec tete	Schraube	Socket head screw	Tornillo



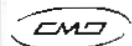
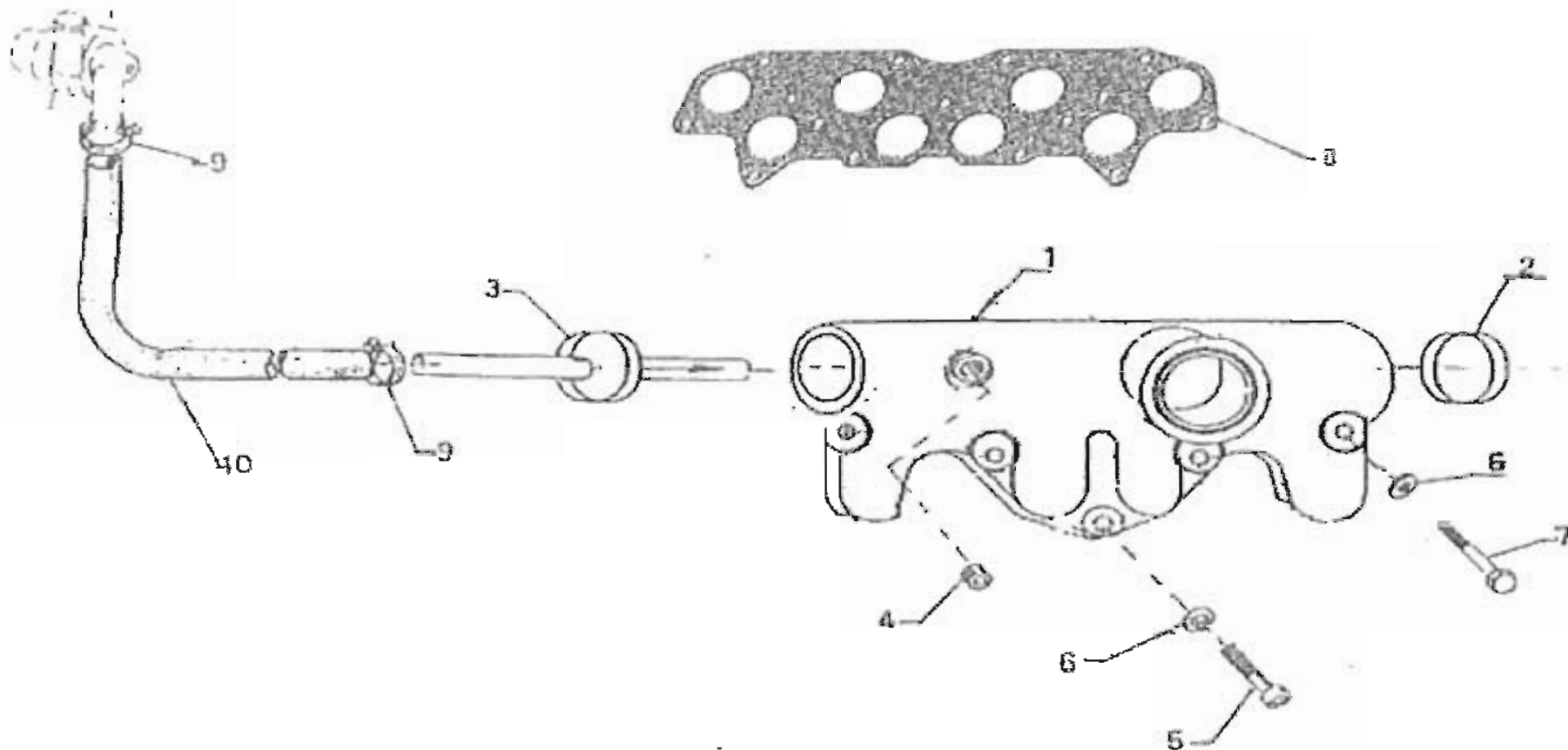
 <b>GD 178</b>	
ATM 70	07

<b>CONDOTTO SCARICO</b> <b>TUBULURES D'ECHAPPEMENT</b> <b>AUSPUFFKRUMMER</b>		<b>EXHAUST MANIFOLDS</b> <b>COLECTORES DE ESCAPE</b>	
--	--	---	--

A 401	
1	07-2001



N°	Articolo	Q.tà	Denominazione	Designation	Benennung	Description	Denominacion
1	3.014.010.1	1	Condotto aspirazione	Conduit d'admission	Saugkruemmer	Intake manifold	Colector de admission
2	4.119.008.1	1	Tappo	Bouchon	Stopfen	Plug	Tapon
3	1.023.039.1	1	Tubo sfiato	Tuyan	Rohr	Pipe	Tubo
4	4.116.301.1	1	Tappo	Bouchon	Stopfen	Plug	Tapon
5	4.116.208.1	1	Vite brugola	Vis avec tete	Schraube	Socket head screw	Tornillo
6	4.122.201.1	5	Rosetta piana	Rondelle	Scheibe	Washer	Arandela
7	4.116.215.1	4	Vite	Vis	Schraube	Screw	Tornillo
8	3.021.034.1	1	Guarnizione	Joint	Dichtung	Gasket	Junta
9	4.106.003.1	2	Collare inox	Collier inox	Inox schelle	Inox collar	Colliar inox
10	3.024.004.1	1	Tubo flessibile	Tuyau flexible	Schlauch	Hose	Manga flexible



**GD 178**

AM 25 E	13
AM 45 E	03
AM 45	31

## CONDOTTO ASPIRAZIONE

**TUBULURES D'ADMISSION**  
**ANSAUGKRUMMER**

**INTAKE MANIFOLD**  
**COLECTORES DE ADMISION**

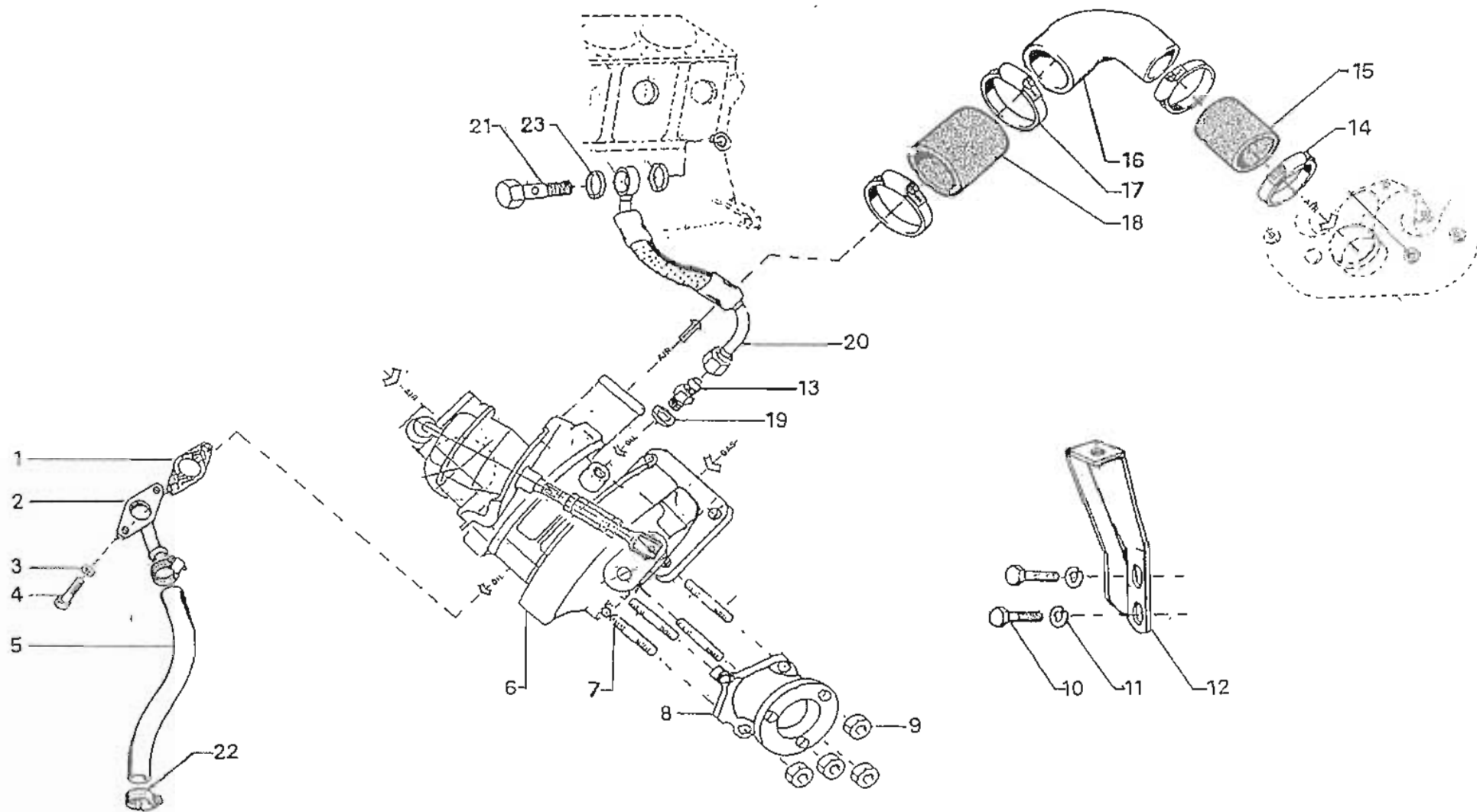
A 406


**1**

**07-2001**



N°	Articolo	Q.tà	Denominazione	Designation	Benennung	Description	Denominacion
1	3.021.022.1	1	Guarnizione	Joint	Dichtung	Gasket	Junta
2	1.120.007.1	1	Raccordo	Raccordo	Stutzen	Connection	Racor
3	4.123.101.1	2	Rosetta di sicurezza	Rondelle frein	Sicherungsring	Lockwasher	Arandela de freno
4	4.116.102.1	2	Vite	Vis	Schraube	Screw	Tornillo
5	3.024.010.1	1	Tubo flessibile	Tuyau flexible	Schlauch	Hose	Manga flexible
6	2.008.001.1	1	Turbo compressore	Turbo compresseur	Abgasturbolader	Turbocharger	Turbo compressore
7	4.115.201.1	4	Prigioniero	Goujon	Stiftschraube	Stud	Esparrago
8	3.015.007.1	1	Convogliatore F.B.	Convoyeur	Leitblech	Conveyor	Canalizador
9	4.117.201.1	4	Dado	Ecrou	Mutter	Nut	Tuerca
10	4.116.203.1	2	Vite	Vis	Schraube	Screw	Tornillo
11	4.123.202.1	2	Rosetta di sicurezza	Rondelle frein	Sicherungsring	Lockwasher	Arandela de freno
12	3.019.040.1	1	Supporto	Support	Lager	Support	Soporte
13	3.120.612.1	1	Raccordo	Raccordo	Stutzen	Connection	Racor
14	4.106.108.1	2	Collare	Collier	Schelle	Collar	Collar
15	3.025.020.1	1	Manicotto	Manchon	Muffe	Sleeve	Manguito
16	3.014.005.1	1	Raccordo	Raccordo	Stutzen	Connection	Racor
17	4.106.006.1	2	Collare inox	Collier inox	Inox schelle	Inox collar	Collar inox
18	3.025.021.1	1	Manicotto	Manchon	Muffe	Sleeve	Manguito
19	4.124.301.1	1	Rosetta di tenuta	Joint	Dichtring	Gasket	Junta
20	3.024.011.1	1	Tubo flessibile	Tuyau flexible	Schlauch	Hose	Manga flexible
21	3.116.306.1	1	Bocchellone	Vis-Raccord	Hohlschraube	Union	Boquilla
22	4.106.104.1	2	Collare	Collier	Schelle	Collar	Collar
23	4.124.302.1	2	Rosetta di tenuta	Joint	Dichtring	Gasket	Junta



 <b>GD 178</b>	
ATM 70	07

## TURBOCOMPRESSORE

**TURBOCOMPR.  
ABGASTURBOLADER**

**TURBOCHARGER  
TURBOCOMPR.**

A 422

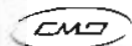
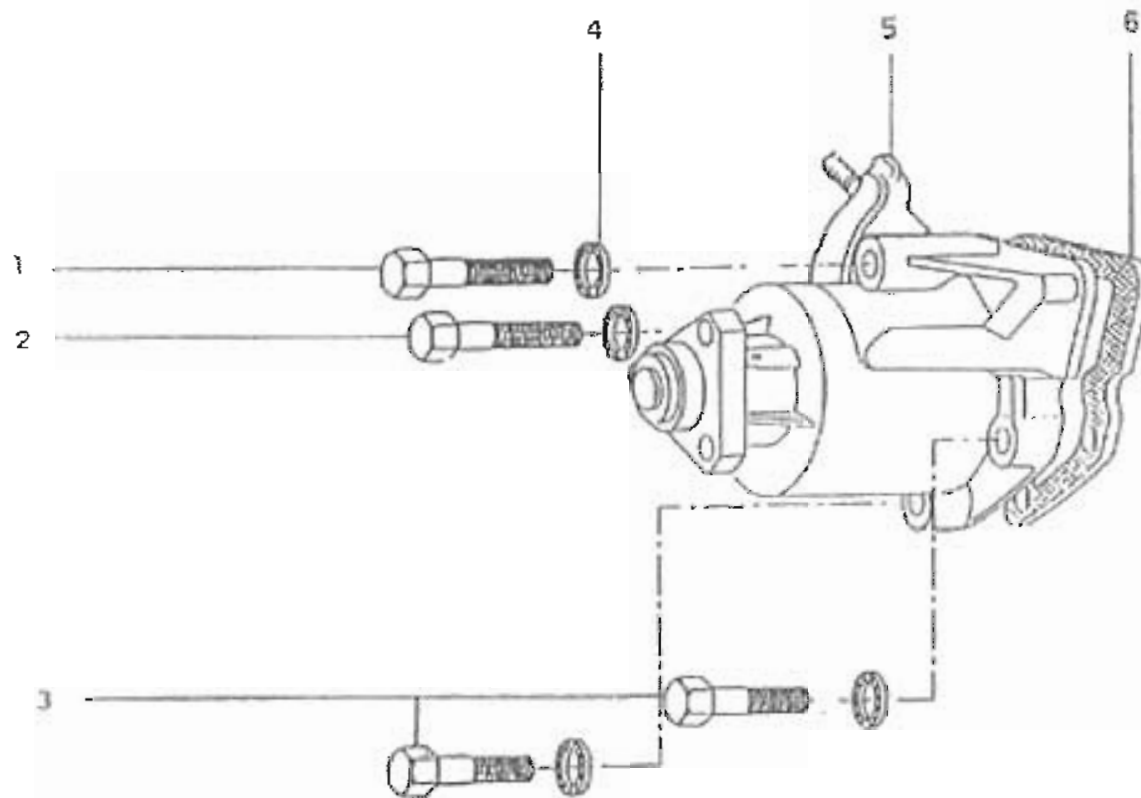
<b>1</b>	<b>07-2001</b>
----------	----------------

13  
03  
31  
07

A 440

02-2003

N°	Articolo	Q.tà	Denominazione	Designation	Benennung	Description	Denominacion
1	4.116.113.1	1	Vite	Vis	Schraube	Screw	Tornillo
2	4.116.114.1	1	Vite	Vis	Schraube	Screw	Tornillo
3	4.116.107.1	2	Vite	Vis	Schraube	Screw	Tornillo
4	4.124.101.1	4	Rosetta di tenuta	Joint	Dichtring	Gasket	Junta
5	2.014.002.1	1	Pompa acqua compl.	Pompe a eau	Wasserpumpe	Water pump	Bomba de agua
6	3.021.024.1	1	Guarnizione	Joint	Dichtung	Gasket	Junta



**GD 178**

AM 25 E	13
AM 45 E	03
AM 45	31
ATM 70	07

**POMPA ACQUA**

**POMPE A EAU  
WASSERPUMPE**

**WATER PUMP  
BOMBA DE AGUA**

A 440

1

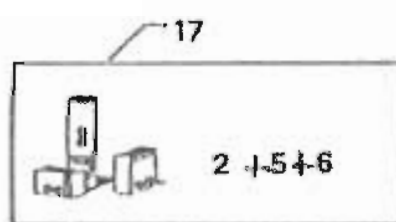
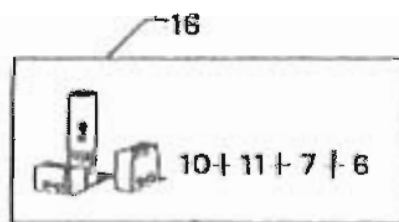
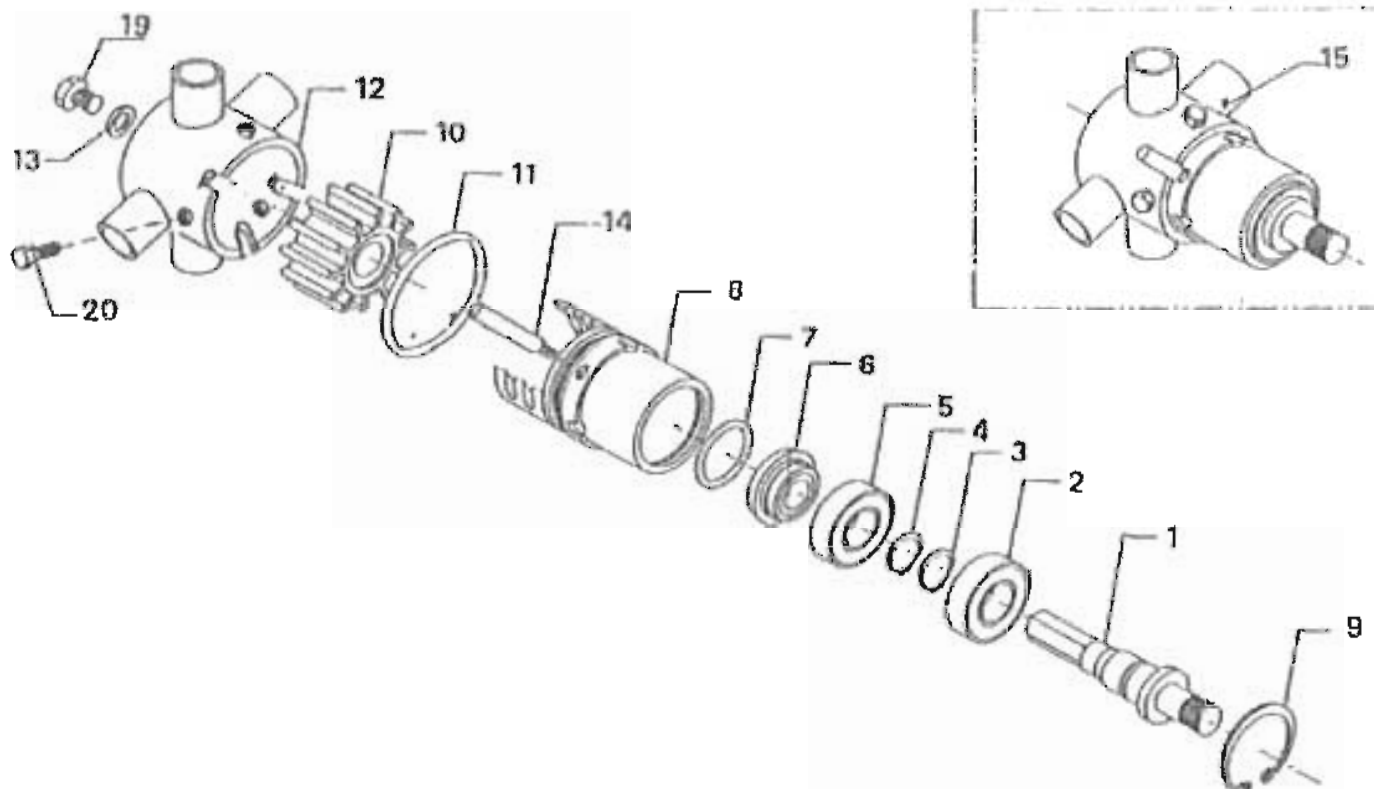
02-2003

13  
03  
31  
07

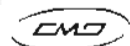
A 443

02-2003

N°	Articolo	Q.tà	Denominazione	Designation	Benennung	Description	Denominacion
1	3.104.001.1	1	Albero compl. auto	Arbre auto	Welle auto	Shaft auto	Arbol auto
2	4.131.002.1	1	Cuscinetto	Roulement	Lager	Bearing	Rodamiento
3	4.134.001.1	1	Anello di sicurezza	Arretoir	Sicherungsring	Lokring	Anillo de Freno
4	4.134.001.1	1	Anello di sicurezza	Arretoir	Sicherungsring	Lokring	Anillo de Freno
5	4.131.002.1	1	Cuscinetto	Roulement	Lager	Bearing	Rodamiento
6	3.021.001.1	1	Anello di tenuta	Joint d'etancheite	Dichtring	Seal	Junta hermetica
7	4.128.007.1	1	Anello di tenuta	Joint d'etancheite	Dichtring	Seal	Junta hermetica
8	3.007.003.1	1	Corpo internopompa	Corps	Gehäuse	Body	Cuerpo
9	4.133.001.1	1	Anello di sicurezza	Arretoir	Sicherungsring	Lokring	Anillo de Freno
10	3.020.001.1	1	Girante	Rotor	Pumpenrand	Impeller	Impulsor
11	4.128.008.1	1	Anello di tenuta	Joint d'etancheite	Dichtring	Seal	Junta hermetica
12	3.007.004.1	1	Corpo	Corps	Gehäuse	Body	Cuerpo
13	4.124.401.1	1	Rosetta in rame	Rondelle	Scheibe	Washer	Arandela
14	3.112.003.1	1	Perno di fissaggio	Cheville	Bolzen	Pin	Passador
15	1.607.002.1	1	Pompa acqua salata	Pompe eau de mer	Meer wasserpumpe	Sea- water pump Johnson	Bomba de agua y mar
16	3.900.009.1	1	Corredo.da.10+11+7+6	Pochet.conten.10+11+7+	Ausruest.best-	Kit-consist.of10+11+7+6	Equip.comp.10+11+7+6
17	3.900.008.1	1	Corredo comp.da 2+5+6	Pochette-conten.2+5+6	Ausruest.bestehen.2+5+6	Kit-consisting of-2+5+6	Equipo-compuesto-2+5+6
19	4.116.402.1	1	Vite	Vis	Schraube	Screw	Tornillo
20	4.116.124.1	1	Vite	Vis	Schraube	Screw	Tornillo



acqua marina



**GD 178**

AM 25 E	13
AM 45 E	03
AM 45	31
ATM 70	07

**POMPA ACQUA SALATA**

**POMPE A EAU  
WASSERPUMPE**

**WATER PUMP  
BOMBA DE AGUA**

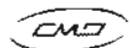
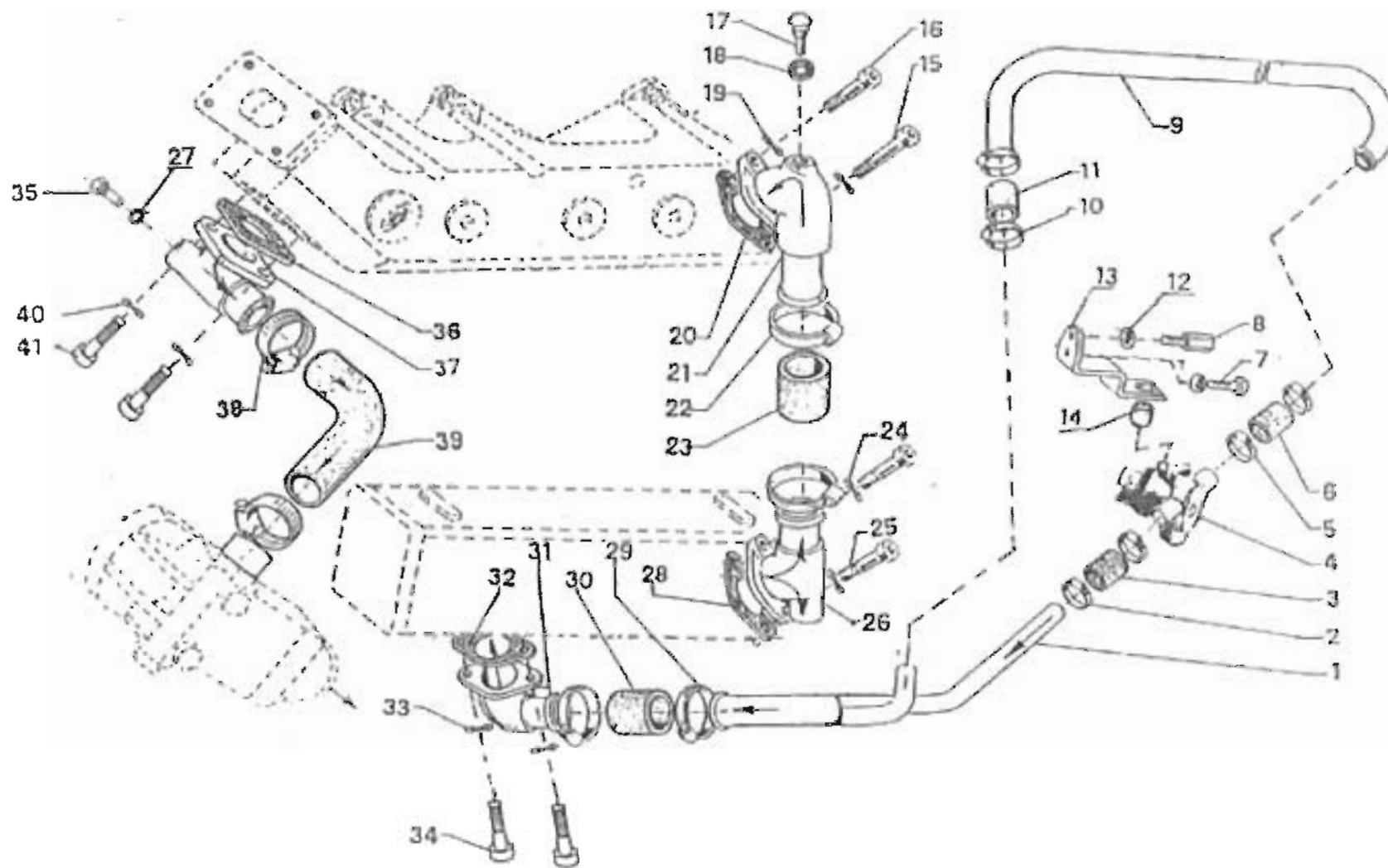
**A 443**

**1**

**07-2001**



N°	Articolo	Q.tà	Denominazione	Designation	Benennung	Description	Denominacion
1	1.023.008.1	1	Tube	Tuyau	Rohr	Pipe	Tube
2	4.106.003.1	2	Collare inox	Collier inox	Inox schelle	Inox collar	Collar inox
3	3.025.008.1	1	Manicotto	Manchon	Muffe	Sleeve	Manguito
4	1.607.002.1	1	Pompa acqua salata	Pompe eau de mer	Meer wasserpumpe	Sea- water pump Johnson	Bomba de agua y mar
5	4.106.003.1	2	Collare inox	Collier inox	Inox schelle	Inox collar	Collar inox
6	3.025.008.1	1	Manicotto	Manchon	Muffe	Sleeve	Manguito
7	4.116.203.1	1	Vite	Vis	Schraube	Screw	Tornillo
8	3.116.201.1	1	Vite distanziale	Vis entretoise	Schraube abstand-	Spacer screw	Tornillo separador
9	3.023.042.1	1	Manicotto	Manchon	Muffe	Sleeve	Manguito
10	4.106.003.1	2	Collare inox	Collier inox	Inox schelle	Inox collar	Collar inox
11	3.025.008.1	1	Manicotto	Manchon	Muffe	Sleeve	Manguito
12	4.123.203.1	2	Rosetta di sicurezza	Rondelle frein	Sicherungsring	Lockwasher	Arandela de freno
13	1.105.003.1	1	Supp. compl. filtro nafta	Support	Lager	Support	Soporte
14	4.103.001.1	1	Boccola	Douille	Buechse	Bush	Casquillo
15	4.116.217.1	1	Vite brugola	Vis avec tete	Schraube	Socket head screw	Tornillo
16	4.116.207.1	1	Vite brugola	Vis avec tete	Schraube	Socket head screw	Tornillo
17	1.025.001.1	1	Anodo	Anode	Anode	Anode	Anodo
18	4.124.503.1	1	Rosetta di tenuta	Joint	Dichtring	Gasket	Junta
19	4.123.203.1	2	Rosetta di sicurezza	Rondelle frein	Sicherungsring	Lockwasher	Arandela de freno
20	3.021.029.1	1	Guarnizione termostato	Joint	Dichtung	Gasket	Junta
21	3.120.003.1	1	Raccordo	Raccordo	Stutzen	Connection	Racor
22	4.106.001.1	2	Collare inox	Collier inox	Inox schelle	Inox collar	Collar inox
23	3.025.007.1	1	Manicotto	Manchon	Muffe	Sleeve	Manguito
24	4.123.203.1	2	Rosetta di sicurezza	Rondelle frein	Sicherungsring	Lockwasher	Arandela de freno
25	4.116.207.1	2	Vite brugola	Vis avec tete	Schraube	Socket head screw	Tornillo



**GD 178**

AM 25 E  
AM 45 E  
AM 45

13  
03  
31

## POMPA ACQUA SALATA E TUBAZIONI

**POMPE ET CANALISATION D'EAU  
WASSERPUMPE UND LEITUNGEN**

**WATER PUMP AND LINES  
BOMBA DE AGUA Y TUBERLAS**

A 481-1

1/2

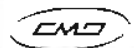
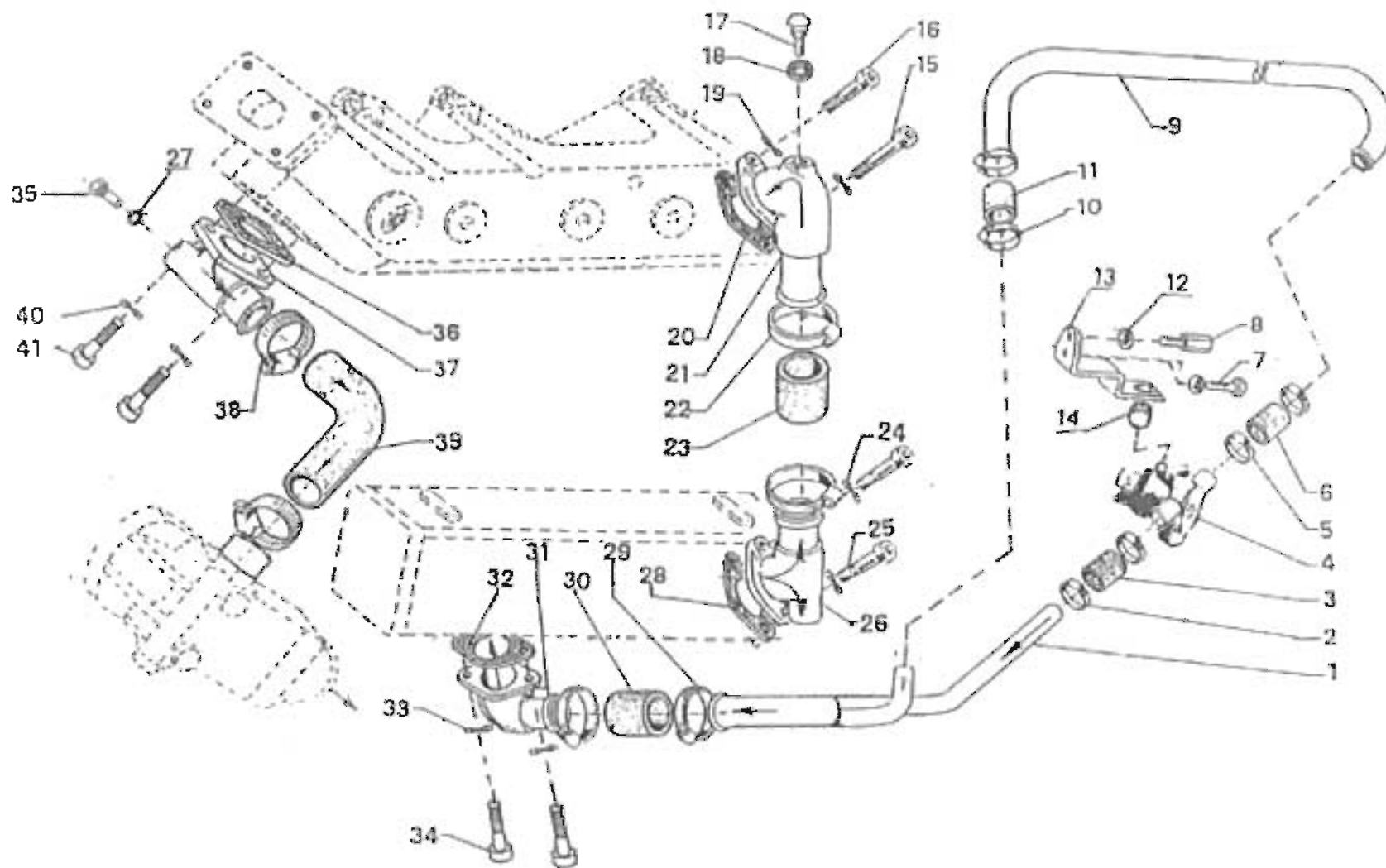
07-2001

13  
03  
31

A 481-1

02-2003

N°	Articolo	Q.tà	Denominazione	Designation	Benennung	Description	Denominacion
26	3.120.002.1	1	Raccordo	Raccordo	Stutzen	Connection	Racor
27	4.124.503.1	1	Rosetta di tenuta	Joint	Dichtring	Gasket	Junta
28	3.021.029.1	1	Guarnizione termostato	Joint	Dichtung	Gasket	Junta
29	4.106.001.1	2	Collare inox	Collier inox	Inox schelle	Inox collar	Collar inox
30	3.025.007.1	1	Manicotto	Manchon	Muffe	Sleeve	Manguito
31	3.120.002.1	1	Raccordo	Raccordo	Stutzen	Connection	Racor
32	3.021.029.1	1	Guarnizione termostato	Joint	Dichtung	Gasket	Junta
33	4.123.203.1	2	Rosetta di sicurezza	Rondelle frein	Sicherungsring	Lockwasher	Arandela de freno
34	4.116.207.1	2	Vite brugola	Vis avec tete	Schraube	Socket head screw	Tornillo
35	1.025.001.1	1	Anodo	Anode	Anode	Anode	Anodo
36	3.021.029.1	1	Guarnizione termostato	Joint	Dichtung	Gasket	Junta
37	3.120.003.1	1	Raccordo	Raccordo	Stutzen	Connection	Racor
38	4.106.001.1	2	Collare inox	Collier inox	Inox schelle	Inox collar	Collar inox
39	3.025.026.1	1	Manicotto	Manchon	Muffe	Sleeve	Manguito
40	4.123.203.1	2	Rosetta di sicurezza	Rondelle frein	Sicherungsring	Lockwasher	Arandela de freno
41	4.116.207.1	2	Vite brugola	Vis avec tete	Schraube	Socket head screw	Tornillo



**GD 178**

AM 25 E	13
AM 45 E	03
AM 45	31

## POMPA ACQUA SALATA E TUBAZIONI

**POMPE ET CANALISATION D'EAU  
WASSERPUMPE UND LEITUNGEN**

**WATER PUMP AND LINES  
BOMBA DE AGUA Y TUBERLAS**

A 481-1

1/2

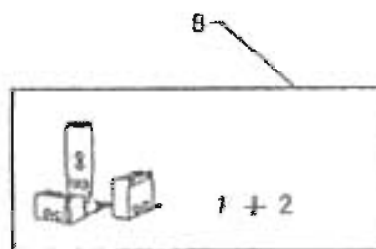
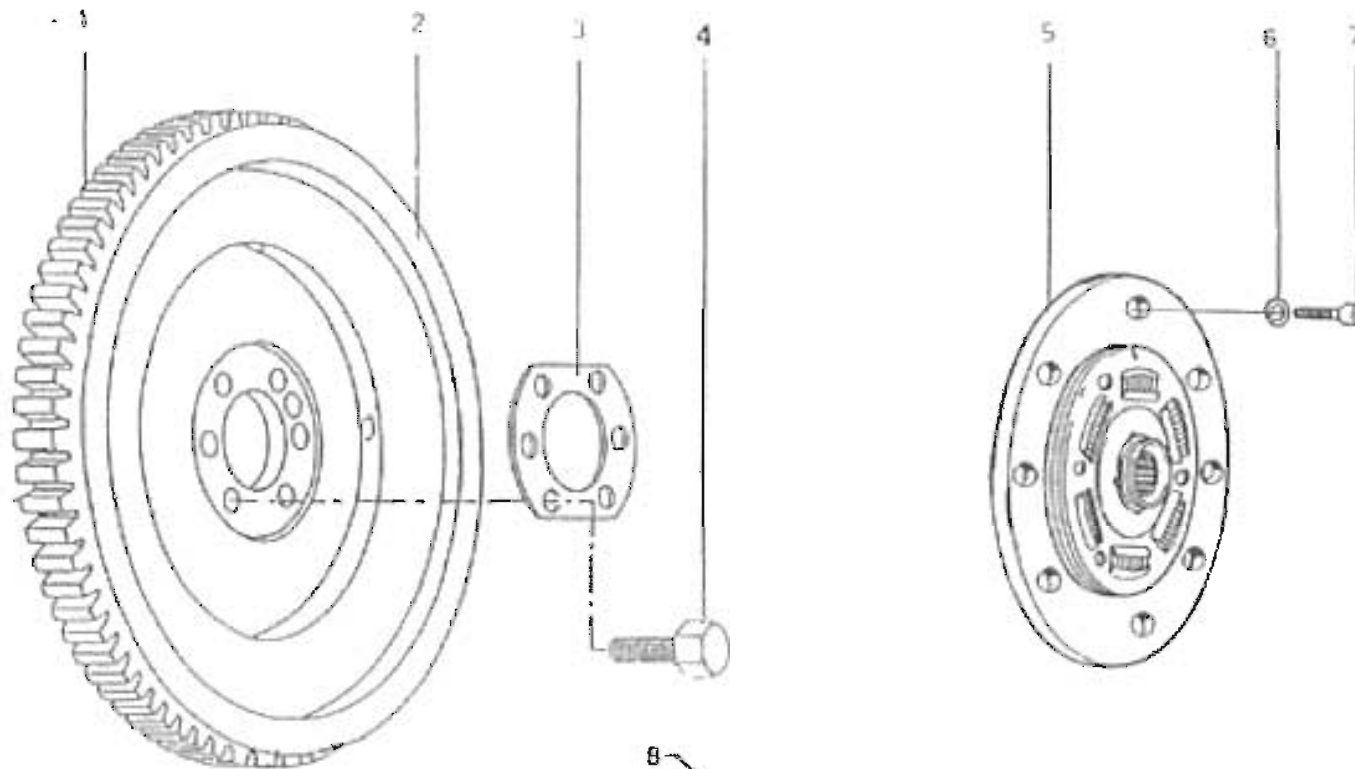
07-2001

13  
03  
31  
07

A 500-1

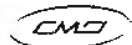
02-2003

N°	Articolo	Q.tà	Denominazione	Designation	Benennung	Description	Denominacion
1	3.018.002.1	1	Corona dentata	Couronne dentee	Zahnkranz dichtring	Ring gear	Corona dentada
2	3.008.022.1	1	Volano	Volan	Schwungrad	Flywheel	Volante motor
3	3.122.502.1	1	Rosetta piana	Rondelle	Scheibe	Washer	Arandela
4	4.116.304.1	6	Vite	Vis	Schraube	Screw	Tornillo
5	2.013.003.1	1	Parastrappi	Disque d'embrayage	Kupplungscheibe	Spring driven	-----
6	4.123.102.1	8	Rosetta di sicurezza	Rondelle frein	Sicherungsring	Lockwasher	Arandela de freno
7	4.116.103.1	8	Vite brugola	Vis avec tete	Schraube	Socket head screw	Tornillo
8	1.508.022.1	1	Volano premont.	Volan	Schwungrad	Flywheel	Volante motor



Aggiornamento dati dal motore N°6740 in poi →

MODIFICHE



**GD 178**

AM 25 E	13
AM 45 E	03
AM 45	31
ATM 70	07

## VOLANO MOTORE

**VOLANT MOTEUR**  
**SCHWUNGRAD**

**FLYWHEEL**  
**VOLANTE MOTOR**

A 500-1

**1**

**07-2001**

13  
03  
07

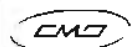
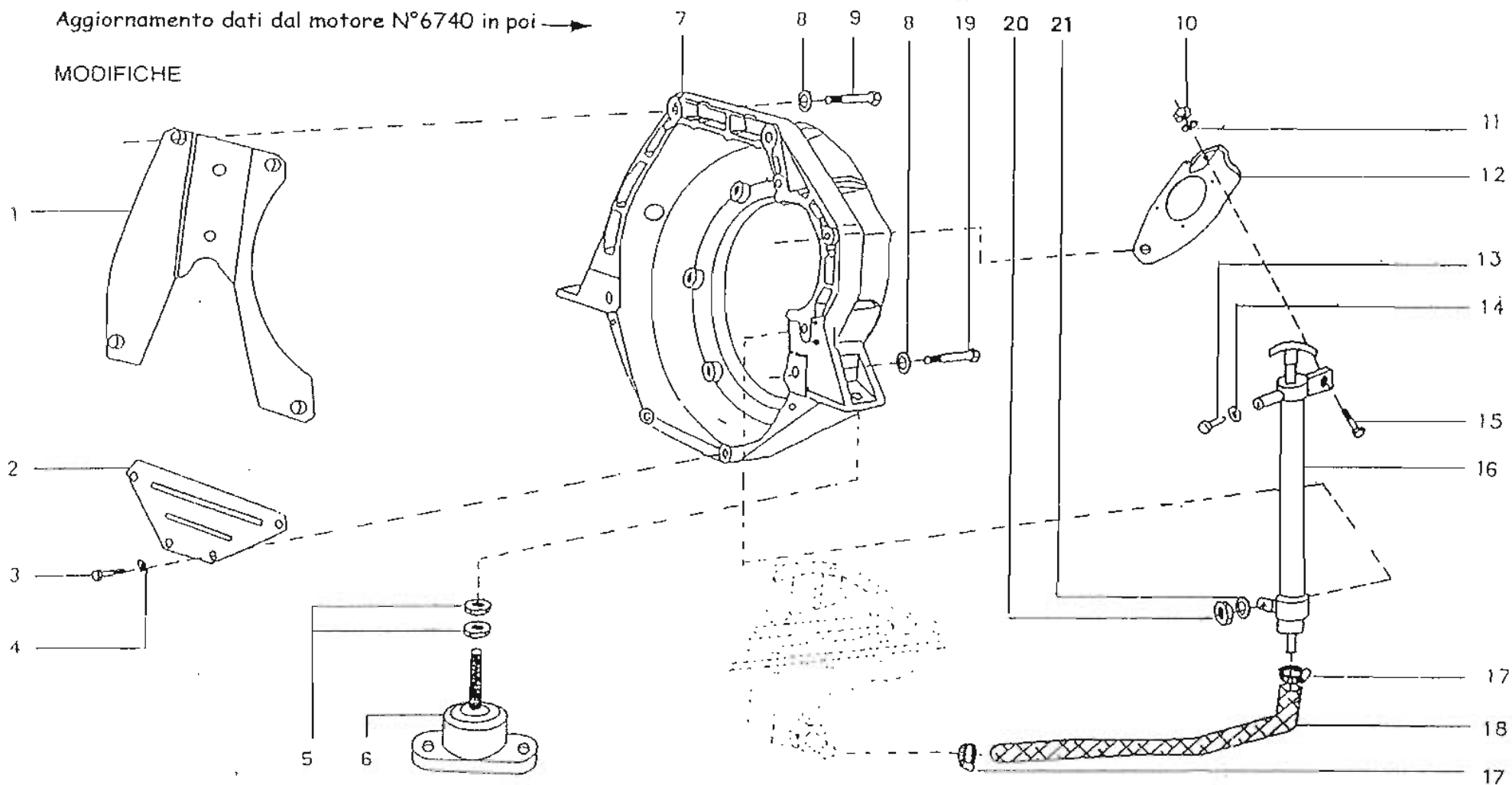
B 000-1

02-2003

N°	Articolo	Q.tà	Denominazione	Designation	Benennung	Description	Denominacion
1	3.105.018.1	1	Piastra	Plaque	Platte	Plate	Placa
2	3.105.108.1	1	Piastra	Plaque	Platte	Plate	Placa
3	4.116.101.1	4	Vite	Vis	Schraube	Screw	Tornillo
4	4.123.102.1	2	Rosetta di sicurezza	Rondelle frein	Sicherungsring	Lockwasher	Arandela de freno
5	4.117.501.1	8	Dado	Ecrou	Mutter	Nut	Tuerca
6	1.016.001.1	4	Supporto elastico	Support	Lager	Support	Soporte
7	1.511.001.1	1	Coprivolano	Corps	Gehäuse	Body	Cuerpo
8	4.123.403.1	4	Rosetta di sicurezza	Rondelle frein	Sicherungsring	Lockwasher	Arandela de freno
9	4.116.401.1	2	Vite	Vis	Schraube	Screw	Tornillo
10	4.117.201.1	1	Dado	Ecrou	Mutter	Nut	Tuerca
11	4.123.203.1	1	Rosetta di sicurezza	Rondelle frein	Sicherungsring	Lockwasher	Arandela de freno
12	3.019.020.1	1	Supporto	Support	Lager	Support	Soport
13	4.116.201.1	1	Vite	Vis	Schraube	Screw	Tornillo
14	4.124.201.1	1	Rosetta in rame	Rondelle	Scheibe	Washer	Arandela
15	4.116.203.1	1	Vite	Vis	Schraube	Screw	Tornillo
16	1.006.003.1	1	Pompa scarico olio	Pompe	Pumpe	Pump	Bomba
17	4.106.002.1	1	Collare inox	Collier inox	Inox schelle	Inox collar	Collar inox
18	3.024.001.1	1	Tubo flessibile	Tuyau flexible	Schlauch	Hose	Manga flexible
19	4.116.406.1	2	Vite	Vis	Schraube	Screw	Tornillo
20	4.117.304.1	1	Dado	Ecrou	Mutter	Nut	Tuerca
21	4.123.303.1	1	Rosetta di sicurezza	Rondelle frein	Sicherungsring	Lockwasher	Arandela de freno

Aggiornamento dati dal motore N°6740 in poi →

MODIFICHE



**GD 178**

AM 25 E  
AM 45 E  
ATM 70

13  
03  
07

## SCATOLA E COPERCHI

**CARTER ET COUVERCLES**  
**GEHAUSE UND DECKEL**

**CASING AND COVERS**  
**CAJA Y TAPAS**

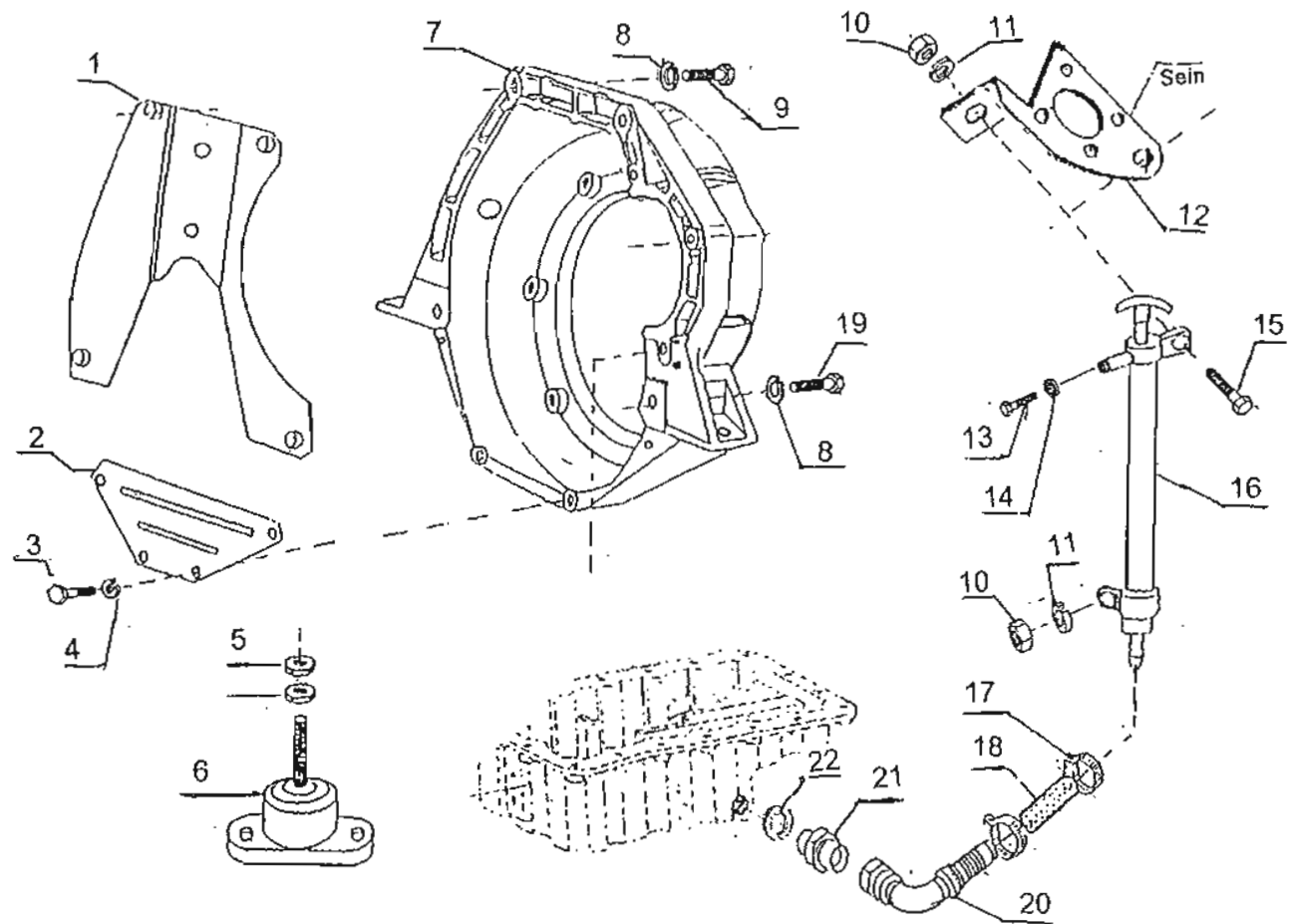
**B 000-1**

**1**

**03-2003**



N°	Articolo	Q.tà	Denominazione	Designation	Benennung	Description	Denominacion
1	3.105.018.1	1	Piastra	Plaque	Platte	Plate	Placa
2	3.105.019.1	1	Coperchio	Couvercle	Deckel	Cover	Tapa
3	4.116.101.1	4	Vite	Vis	Schraube	Screw	Tornillo
4	4.123.102.1	2	Rosetta di sicurezza	Rondelle frein	Sicherungsring	Lockwasher	Arandela de freno
5	4.117.501.1	8	Dado	Ecrou	Mutter	Nut	Tuerca
6	1.016.001.1	4	Supporto elastico	Support	Lager	Support	Soporte
7	1.511.001.1	1	Coprivolano	Corps	Gehäuse	Body	Cuerpo
8	4.123.403.1	4	Rosetta di sicurezza	Rondelle frein	Sicherungsring	Lockwasher	Arandela de freno
9	4.116.401.1	2	Vite	Vis	Schraube	Screw	Tornillo
10	4.117.201.1	2	Dado	Ecrou	Mutter	Nut	Tuerca
11	4.123.203.1	2	Rosetta di sicurezza	Rondelle frein	Sicherungsring	Lockwasher	Arandela de freno
12	3.019.132.1	1	Supporto (sein)	Support (sein)	Lager (sein)	Support (sein)	Soport (sein)
13	4.116.201.1	1	Vite	Vis	Schraube	Screw	Tornillo
14	4.124.201.1	1	Rosetta in rame	Rondelle	Scheibe	Washer	Arandela
15	4.116.203.1	1	Vite	Vis	Schraube	Screw	Tornillo
16	1.006.003.1	1	Pompa scarico olio	Pompe	Pumpe	Pump	Bomba
17	4.106.002.1	2	Collare inox	Collier inox	Inox schelle	Inox collar	Collar inox
18	3.024.061.1	1	Tubo flessibile	Tuyau flexible	Schlauch	Hose	Manga flexible
19	4.116.406.1	2	Vite	Vis	Schraube	Screw	Tornillo
20	3.120.650.1	1	Raccordo	Raccordo	Stutzen	Connection	Racor
21	3.120.651.1	1	Raccordo	Raccordo	Stutzen	Connection	Racor
22	4.124.503.1	1	Rosetta di tenuta	Joint	Dichtring	Gasket	Junta



**GD 178**

AM 45

31

## SCATOLA E COPERCHI

**CARTER ET COUVERCLES  
GEHAUSE UND DECKEL**

**CASING AND COVERS  
CAJA Y TAPAS**

**B 000-A**

**1**

**02-2003**

03  
31  
07

B 003

02-2003

N°	Articolo	Q.tà	Denominazione	Designation	Benennung	Description	Denominacion
1	2.018.001.1	1	Invertitore Marino R. 1:2	Inverseur Marin R. 1:2	Wendentriebe R. 1:2	Marine Gearbox R. 1:2	Invertidor Marine R. 1:2
2	2.018.003.1	1	Invertitore Marino R.1:3	Inverseur Marin R.1:3	Wendegetriebe R.1:3	Marine Gearbox R.1:3	Invertidor Marine R.1:3
3	2.018.004.1	1	Invertitore Marino R.1:2.5	Inverseur Marin R.1:2.5	Wendegetriebe R.1:2.5	Marine Gearbox R.1:2.5	Invertidor Marine R.1:2.5
4	2.018.023.1	1	Invertitore Marino R.1:5	Inverseur Marin R.1:5	Wendegetriebe R.1:5	Marine Gearbox R.1:5	Invertidor Marine R.1:5



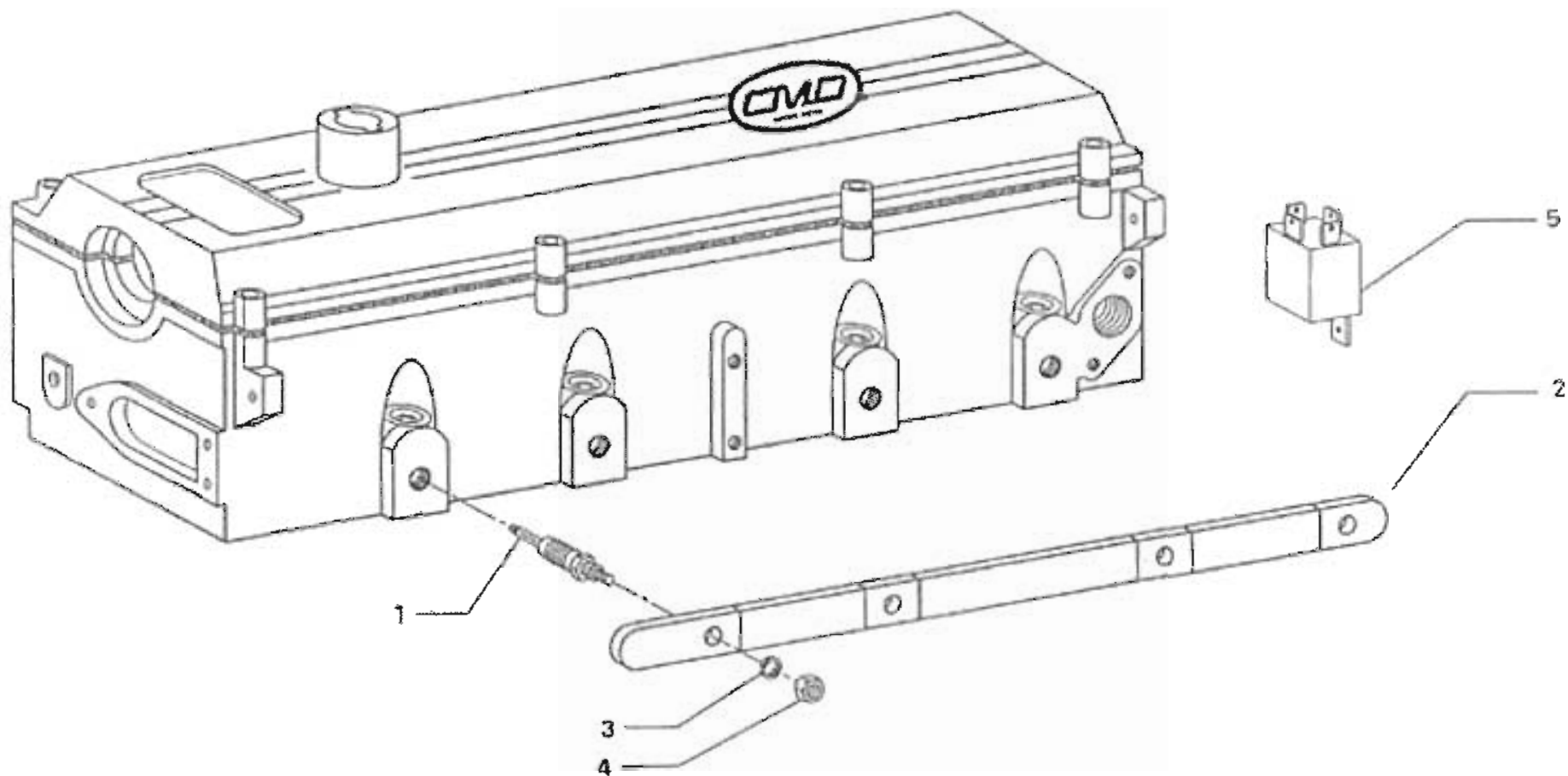


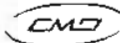
13  
03  
31  
07

F 000

02-2003

N°	Articolo	Q.tà	Denominazione	Designation	Benennung	Description	Denominacion
1	4.001.002.1	4	Candela preriscaldo	Bougie de precha.	Gluhkerze	Glow plug	Bujia de precale
2	3.105.011.1	1	Piastra	Plaque	Platte	Plate	Placa
3	4.123.003.1	4	Rosetta di sicurezza	Rondelle frein	Sicherungsring	Lockwasher	Arandela de freno
4	4.117.001.1	4	Dado	Ecrou	Mutter	Nut	Tuerca
5	2.011.002.1	1	Centralina di prer.	Temporisat.de prechaffage	Gluhkerze taktgeber	Glow plug-timer	Centr.por precalient.



		<b>GD 178</b>
AM 25 E	13	
AM 45 E	03	
AM 45	31	
ATM 70	07	

## AVVIAMENTO MOTORE

LANCEMENT DU MOTEUR  
ANLASSEN DES MOTORS

ENGINE STARTING EQUIPMENT  
ARRANQUE DEL MOTOR

F 000

**1**

**02-2003**

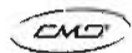
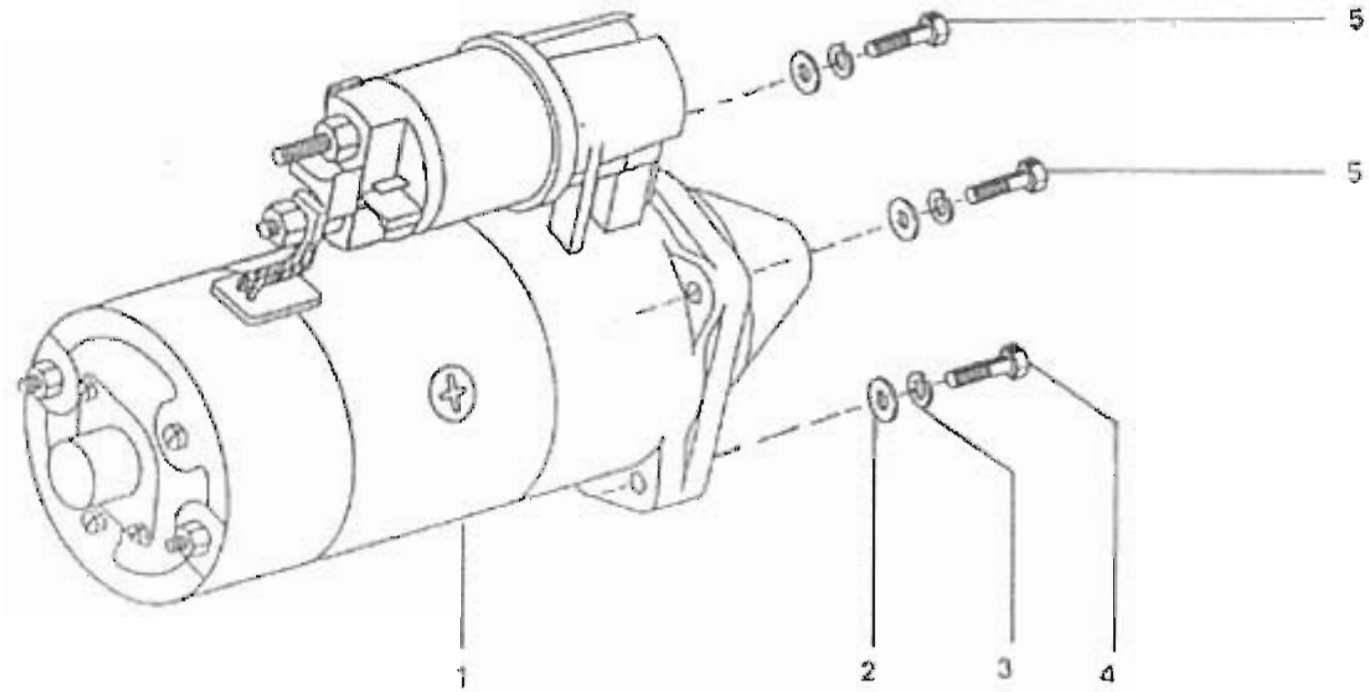


13  
03  
31  
07

F 001

02-2003

N°	Articolo	Q.tà	Denominazione	Designation	Benennung	Description	Denominacion
1	2.003.001.1	1	Motorino avviamento	Demarreur	Anlasser	Starter motor	Motor de arranque
2	4.122.201.1	3	Rosetta piana	Rondelle	Scheibe	Washer	Arandela
3	4.123.203.1	3	Rosetta di sicurezza	Rondelle frein	Sicherungsring	Lockwasher	Arandela de freno
4	3.116.206.1	1	Vite	Vis	Schraube	Screw	Tornillo
5	4.116.226.1	2	Vite	Vis	Schraube	Screw	Tornillo



**GD 178**

AM 25 E	13
AM 45 E	03
AM 45	31
ATM 70	07

## AVVIAMENTO MOTORE

**LANCEMENT DU MOTEUR**  
**ANLASSEN DES MOTORS**

**ENGINE STARTING EQUIPMENT**  
**ARRANQUE DEL MOTOR**

F 001

**1**

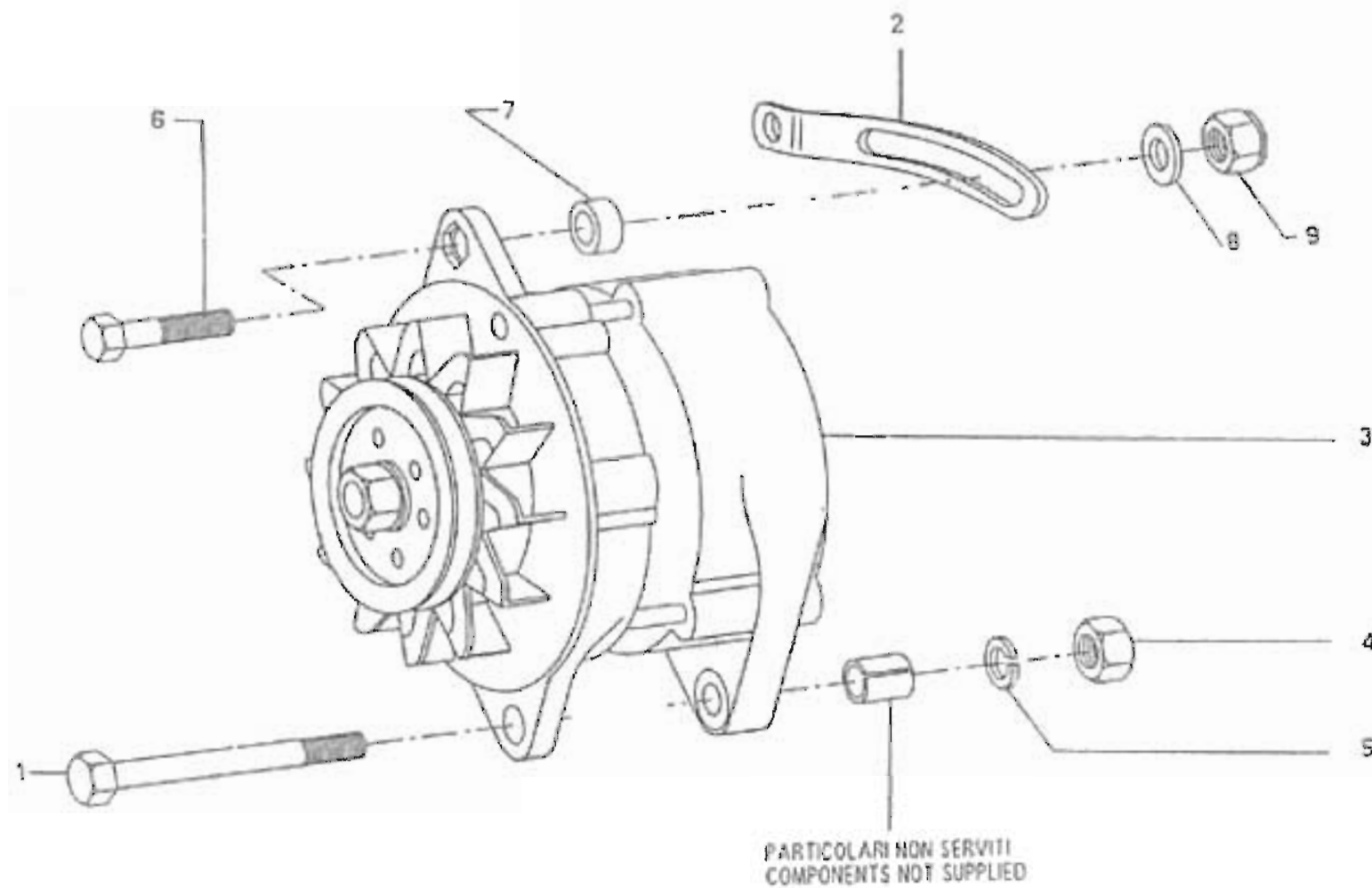
**07-2001**

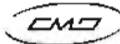
13  
03  
31  
07

F 020

02-2003

N°	Articolo	Q.tà	Denominazione	Designation	Benennung	Description	Denominacion
1	4.116.410.1	1	Vite	Vis	Schraube	Screw	Tornillo
2	3.019.004.1	1	Staffa	Etrier	Halter	Bracket	Soporte
3	2.004.008.1	1	Alternatore	Alternateur	Drehstromlicht	Alternator	Alternador
4	4.117.401.1	1	Dado	Ecrou	Mutter	Nut	Tuerca
5	4.123.403.1	1	Rosetta di sicurezza	Rondelle frein	Sicherungsring	Lockwasher	Arandela de freno
6	4.116.309.1	1	Vite	Vis	Schraube	Screw	Tornillo
7	3.103.008.1	1	Boccola	Douille	Buechse	Bush	Casquillo
8	3.122.301.1	1	Rosetta	Rondelle	Scheibe	Washer	Arandela
9	4.117.302.1	1	Dado stop	Ecrou stop	Mutter stop	Nut stop	Tuerca stop



		<b>GD 178</b>
AM 25 E	13	
AM 45 E	03	
AM 45	31	
ATM 70	07	

<b>ALTERNATORE</b>	
<b>ALTERNATEUR</b>	<b>ALTERNATOR</b>
<b>DREHSTROM-LICHTMASCHINE</b>	<b>ALTERNADOR</b>

<b>F 020</b>	
<b>1</b>	<b>07-2001</b>

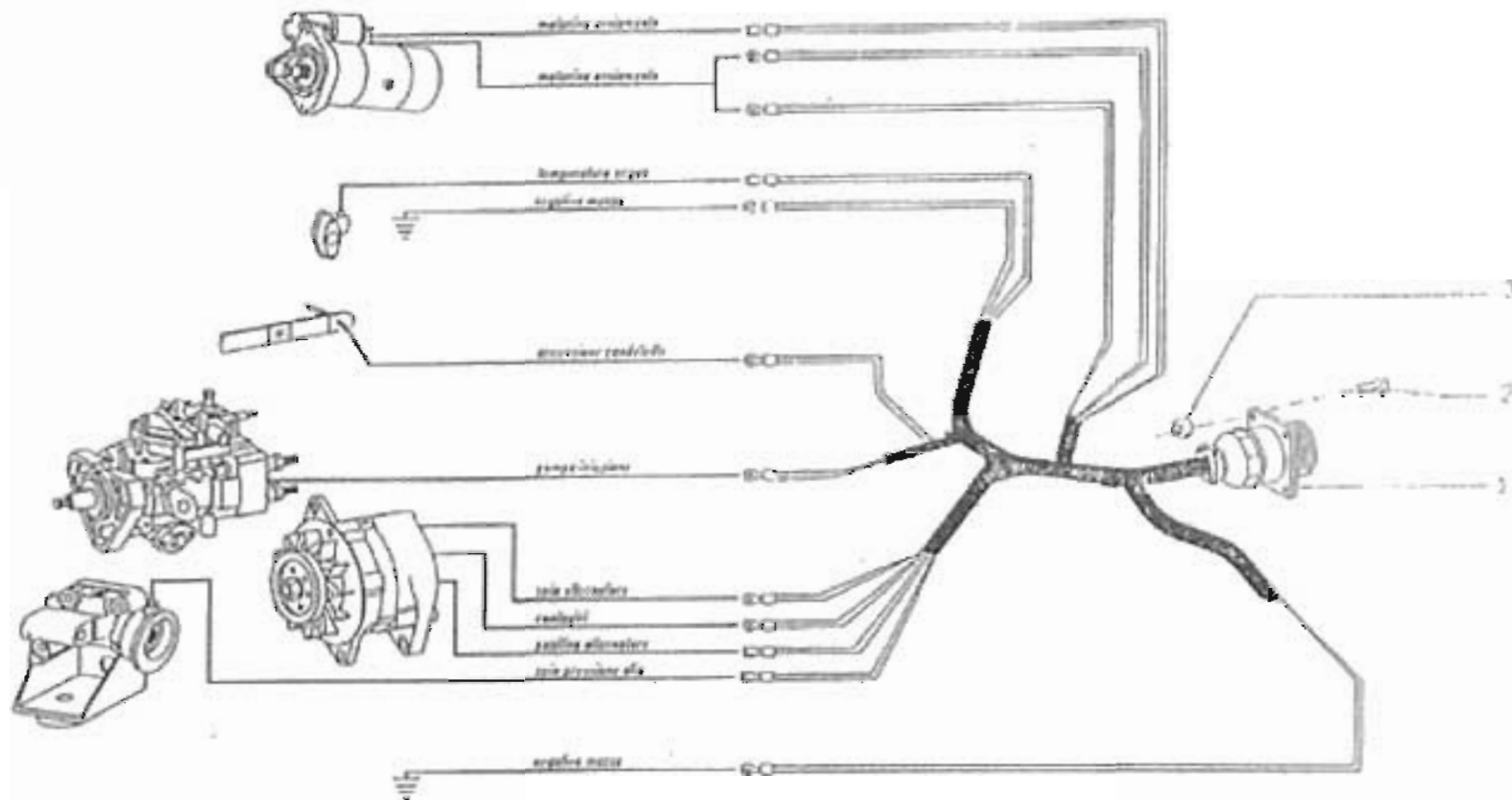
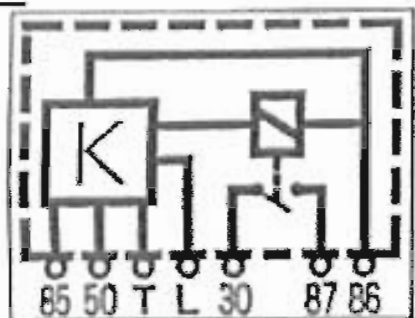


13  
03  
31  
07

F 060-1

02-2003

N°	Articolo	Q.tà	Denominazione	Designation	Benennung	Description	Denominacion
1	1.010.001.1	1	Cavo	Cable	Leitung	Cable	Cable
2	4.116.001.1	4	Vite	Vis	Schraube	Screw	Tornillo
3	4.117.003.1	4	Dado	Ecrou	Mutter	Nut	Tuerca
4	2.011.002.1	1	Centralina di prer.	Temporisat.de prechaffage	Gluekerze taktgeber	Glow plug-timer	Centr.por precalient.



	<b>GD 178</b>
AM 25 E	13
AM 45 E	03
AM 45	31
ATM 70	07

**SEGNALAZIONI DI FUNZIONAMENTO**

**TEMOINS DE FONCTIONNEMENT**      **OPERATION INDICATORS**

**ANZEIGEVORRICHTUNGEN**      **TESTIGOS DE FUNCIONAMIENTO**

F 060-1	
<b>1</b>	<b>07-2001</b>

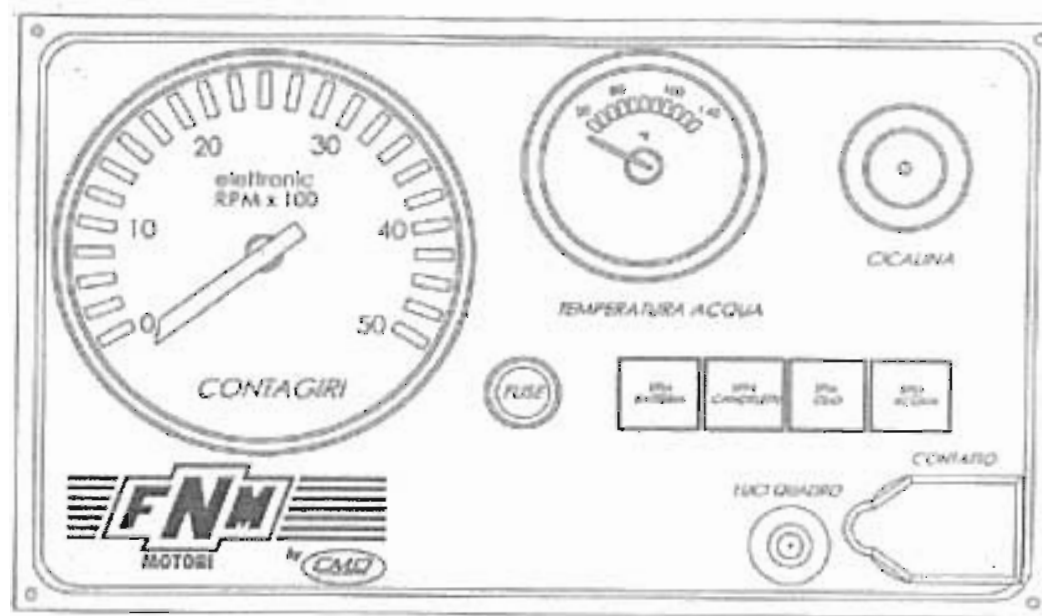


13  
03  
31  
07

F 062

02-2003

N°	Articolo	Q.tà	Denominazione	Designation	Benennung	Description	Denominacion
1	1.049.014.1	1	Quadro segnalazioni	Tableau de t,moins	Anzeigentafel	Indicator panel	Quadro senalizac



**GD 178**

AM 25 E	13
AM 45 E	03
AM 45	31
ATM 70	07

## PANNELLO COMANDI -STRUMENTAZIONI

**TEMOINS DE FONCTIONNEMENT**  
**ANZEIGEVORRICHTUNGEN**

**OPERATION INDICATORS**  
**TESTIGOS DE FUNCIONAMIENTO**

F 062

**1**

**07-2001**